



LM-79-08 Test Report

for

ABBlighting, Inc.

3 Adams St Belvidere, NJ 07823.

Flood light

Model: ABBFL45LED50-40

Laboratory: Leading Testing Laboratories

NVLAP CODE: 200960-0

No.1805, DongLiu road, BinJiang District, Hangzhou, China

Tel: +86-571-56680806

www.ledtestlab.com

Report No.: HZ15100046b

The laboratory that conducted the testing detailed in this report has been accredited for SSL by NVLAP.

Reviewed by:

Engineer: April Zou
Oct. 30, 2015

Approved by:



Manager: Jim Zhang
Oct. 30, 2015

Note: This report does not imply product certification, approval, or endorsement by NVLAP, NIST, or any agency of the Federal Government.

Test Summary

Sample Tested: ABBFL45LED50-40

| Luminous Efficacy (Lumens /Watt) | Total Luminous Flux (Lumens) | Power (Watts) | Power Factor |
|-------------------------------------|---------------------------------|---------------------------------------|--------------|
| 100.0 | 4381.7 | 43.80 | 0.9903 |
| CCT (K) | CRI | Stabilization Time (Light & Power) | |
| 4947 | 71.4 | 60 | |

Table 1: Executive Data Summary

Test specifications:

Date of Receipt : Oct. 28, 2015

Date of Test : Oct. 29, 2015

Test item : Total Luminous Flux, Luminous Distribution Intensity, Luminous Efficacy, Correlated Color Temperature, Color Rendering Index, Chromaticity Coordinate, Electrical parameters

Reference Standard : IESNA LM-79-2008 Approved Method for the Electrical and Photometric Measurements of Solid-State Lighting Products

TABLE OF CONTENT

| | |
|--|----|
| LM-79-08 Test Report..... | 1 |
| Test Summary..... | 2 |
| Sample Photo..... | 4 |
| TEST RESULTS | 5 |
| Spectral Power Distribution | 6 |
| Zonal Lumen Tabulation | 7 |
| Illuminance Plots..... | 8 |
| Luminous Intensity Distribution Plots..... | 10 |
| Luminous Intensity Data | 11 |
| EQUIPMENT LIST | 13 |
| TEST METHODS | 13 |
| Seasoning of SSL Product..... | 13 |
| Goniophotometer Method | 13 |
| Photometric and Electrical Measurements..... | 13 |
| Color Characteristics Measurements..... | 14 |
| Color Spatial Uniformity | 14 |

Sample Photo



Figure 1- Overview of the sample

Equipment Under Test (EUT)

| | |
|----------------------------|--|
| Name | : Flood light |
| Model | : ABBFL45LED50-40 |
| Electrical Ratings | : 100~277Vac, 50/60Hz, 45W |
| Product Description | : 5000K, Architectural Flood and Spot Luminaires Manufacturer of light source: SAMSUNG Model of light source: LH351B Quantity of LED light source: 18 pcs |
| Manufacturer | : ABB Lighting (shanghai) Co., Ltd. |
| Address | : Room 1012, North Minch Fortune 108 Plaza,# 1839 Qixin road, Shanghai |

TEST RESULTS

Test ambient temperature was 24.8°C.

Base orientation was Light down. Test was conducted without a dimmer in the circuit.

The stabilization time of the sample was 60 minutes, and the total operating time including stabilization was 85 minutes.

| Parameter | Result | | | Special Color Rendering Indices | |
|--|------------------------------------|--------|--------|---------------------------------|-----|
| Test Voltage (V) | 120.0 | 100.0 | 277.0 | R1 | 66 |
| Voltage frequency (Hz) | 60 | 60 | 60 | R2 | 77 |
| Test Current (A) | 0.368 | 0.450 | 0.163 | R3 | 86 |
| Power Factor | 0.9903 | 0.9857 | 0.9593 | R4 | 70 |
| Test Power (W) | 43.80 | 44.39 | 43.43 | R5 | 68 |
| THD A% | 6.22 | 6.95 | 7.35 | R6 | 69 |
| Luminous Efficacy (lm/W) | 100.0 | 98.3 | 100.5 | R7 | 82 |
| Total Luminous Flux (lm) | 4381.7 | 4362.6 | 4363.0 | R8 | 52 |
| Color Rendering Index (CRI) | 71.4 | | | R9 | -40 |
| R9 | -40 | | | R10 | 47 |
| Correlated Color Temperature (CCT) (K) | 4947 | | | R11 | 65 |
| Chromaticity (Chroma x, Chroma y) | (0.3473, 0.3604) | | | R12 | 44 |
| Chromaticity (Chroma u, Chroma v) | (0.2096, 0.3261) | | | R13 | 68 |
| Chromaticity (Chroma u', Chroma v') | (0.2096, 0.4892) | | | R14 | 92 |
| Duv | 0.0034 | | | | |
| Average Beam Angle (°) | 38.9 | | | | |
| Center Beam Candle Power (cd) | 5700 | | | | |
| Spacing Criteria | 0.63 (0°-180°)/ 0.64 (90°-270°) | | | | |
| Zonal Lumens in the 0°-60°Zone | 98.22% | | | | |
| Zonal Lumens in the 60°-90°Zone | 1.71% | | | | |
| Zonal Lumens in the 90°-120°Zone | 0.00% | | | | |
| Zonal Lumens in the 120°-180°Zone | 0.07% | | | | |

Table 2: Test data per Goniophotometer Method

Note: According to CIE 1976 (u', v') diagram, $u' = u = 4x/(-2x+12y+3)$, $v' = 3v/2 = 9y/(-2x+12y+3)$.

Spectral Power Distribution

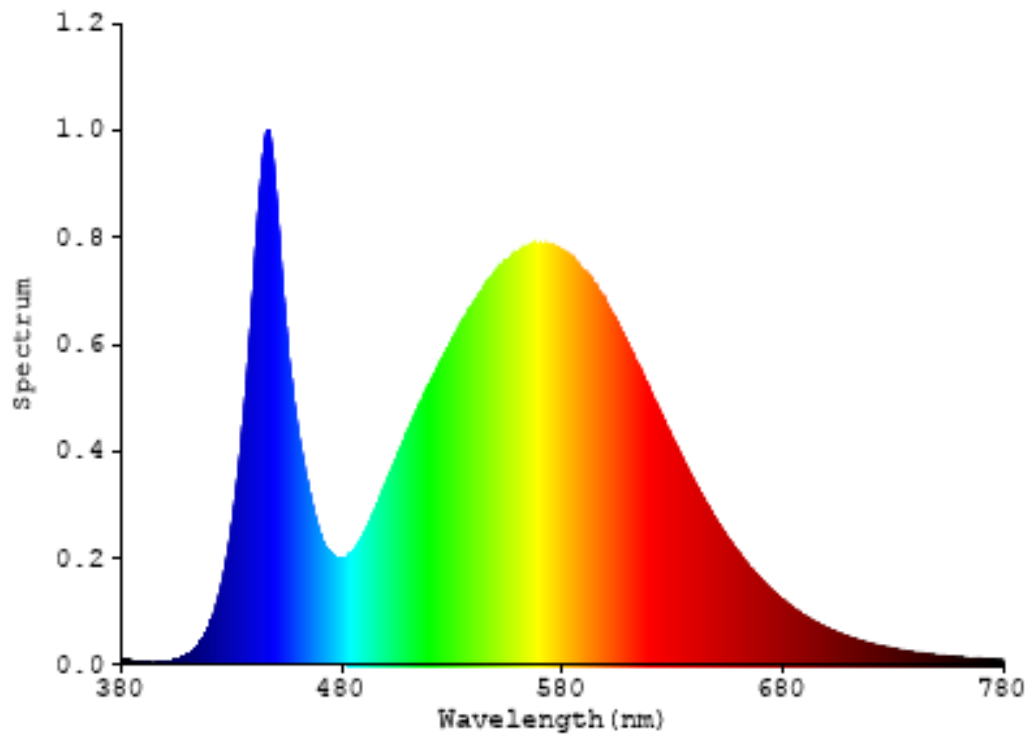


Chart 1: Spectral Power Distribution

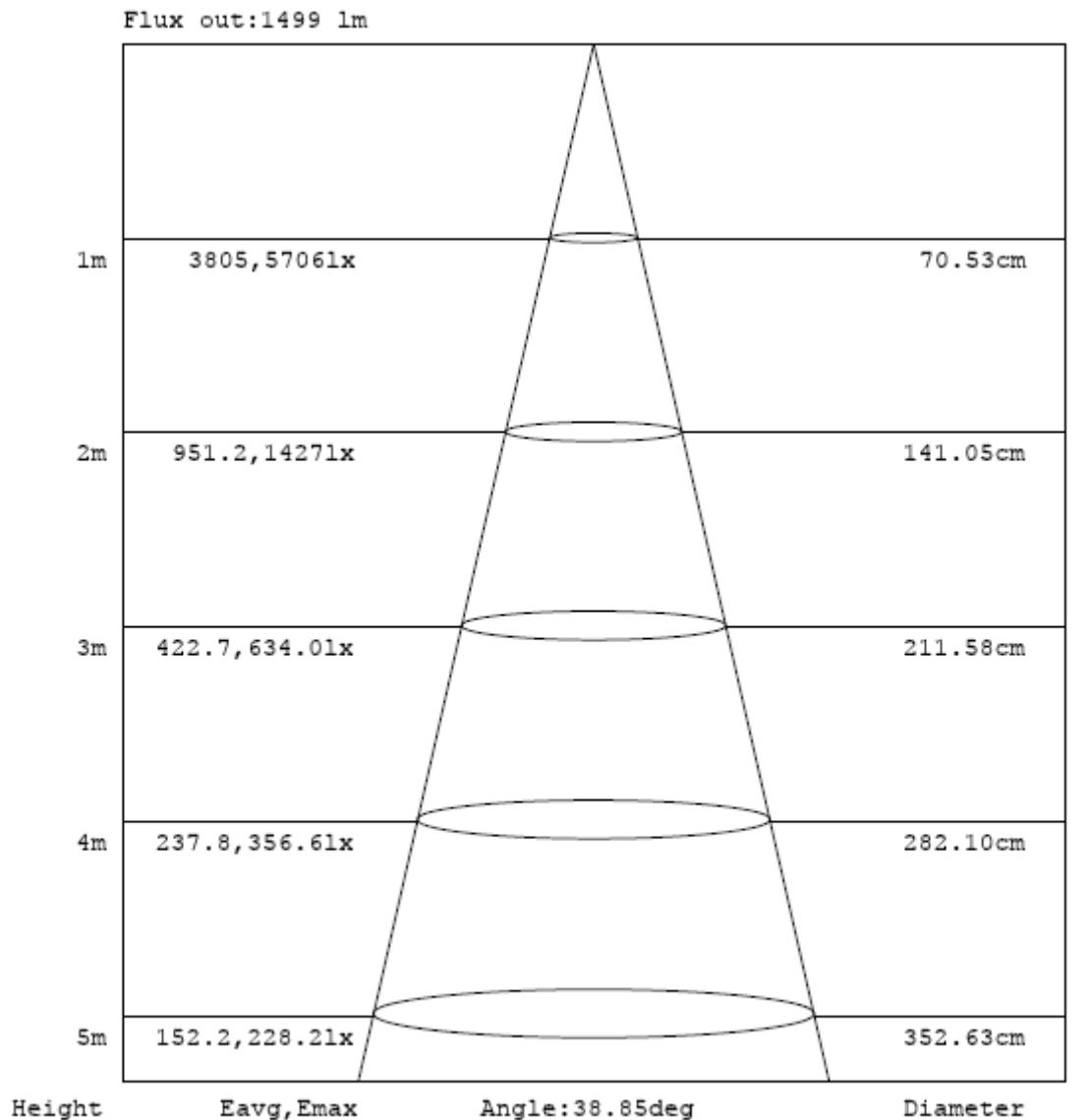
Zonal Lumen Tabulation

| $\gamma(^{\circ})$ | Lumens | % Total |
|--------------------|----------|---------|
| 0- 10 | 497.412 | 11.35% |
| 10- 20 | 1053.125 | 24.03% |
| 20- 30 | 878.954 | 20.06% |
| 30- 40 | 823.529 | 18.79% |
| 40- 50 | 743.406 | 16.97% |
| 50- 60 | 307.189 | 7.01% |
| 60- 70 | 59.235 | 1.35% |
| 70- 80 | 14.297 | 0.33% |
| 80- 90 | 1.31 | 0.03% |
| 90-100 | 0.063 | 0.00% |
| 100-110 | 0.118 | 0.00% |
| 110-120 | 0.189 | 0.00% |
| 120-130 | 0.276 | 0.01% |
| 130-140 | 0.48 | 0.01% |
| 140-150 | 0.7 | 0.02% |
| 150-160 | 0.724 | 0.02% |
| 160-170 | 0.507 | 0.01% |
| 170-180 | 0.174 | 0.00% |
| Total | 4381.7 | 100% |

| $\gamma(^{\circ})$ | Lumens | % Total |
|--------------------|----------|---------|
| 0- 60 | 4303.615 | 98.22% |
| 60- 90 | 74.842 | 1.71% |
| 0-90 | 4378.457 | 99.93% |
| 90- 180 | 3.231 | 0.07% |
| 0- 180 | 4381.7 | 100% |

Table 3: Zonal Lumen Data

Illuminance Plots



Note: The Curves indicate the illuminated area and the average illumination when the luminaire is at different distance.

Chart 2: Beam Angle

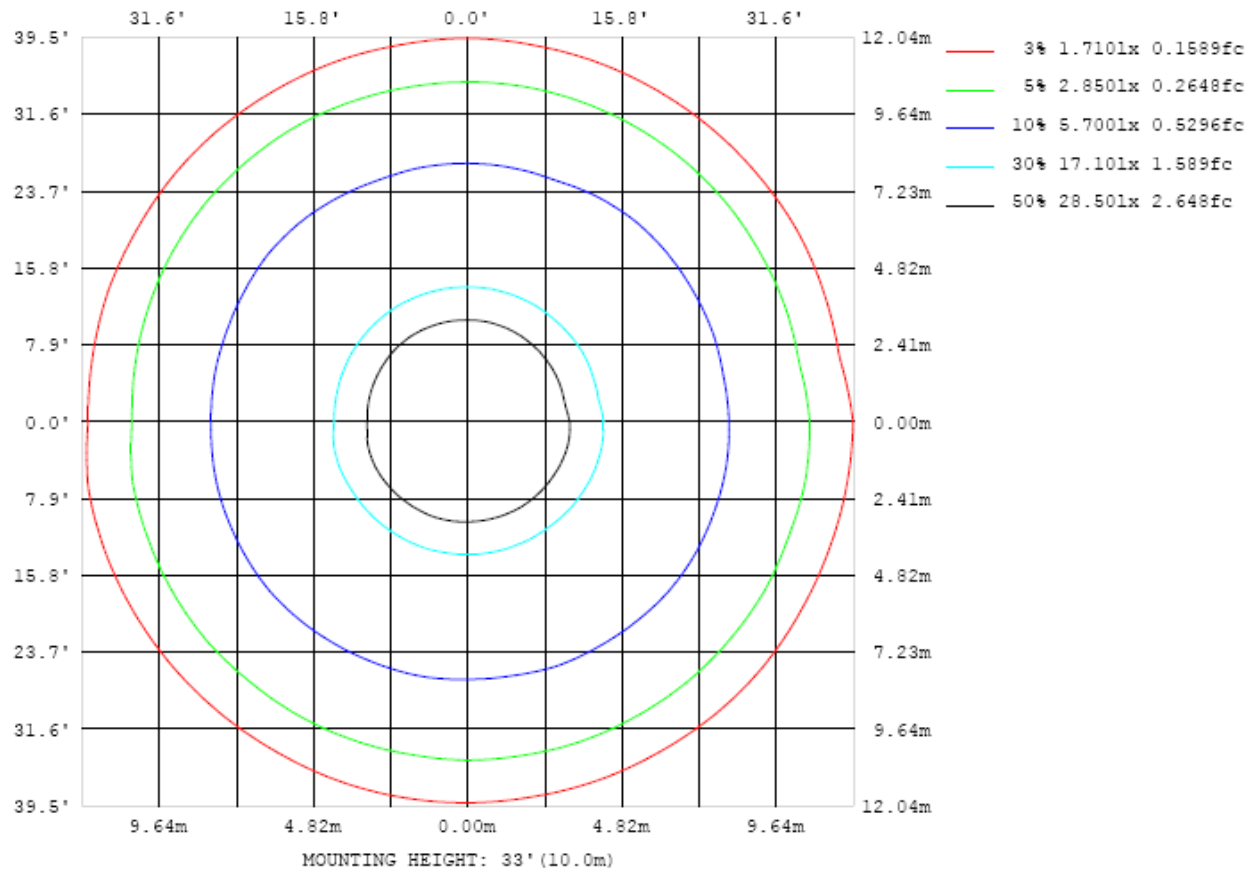


Chart 3: Illuminance Plot (Footcandles)

Luminous Intensity Distribution Plots

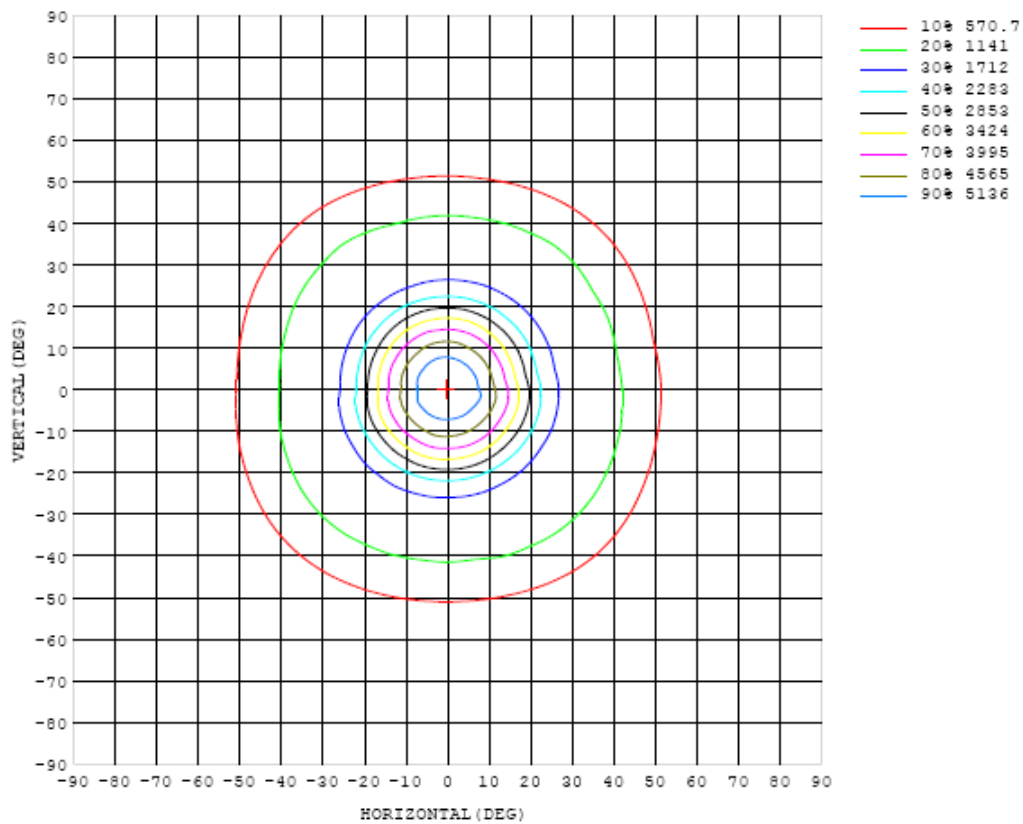


Chart 4: Isocandela Plot

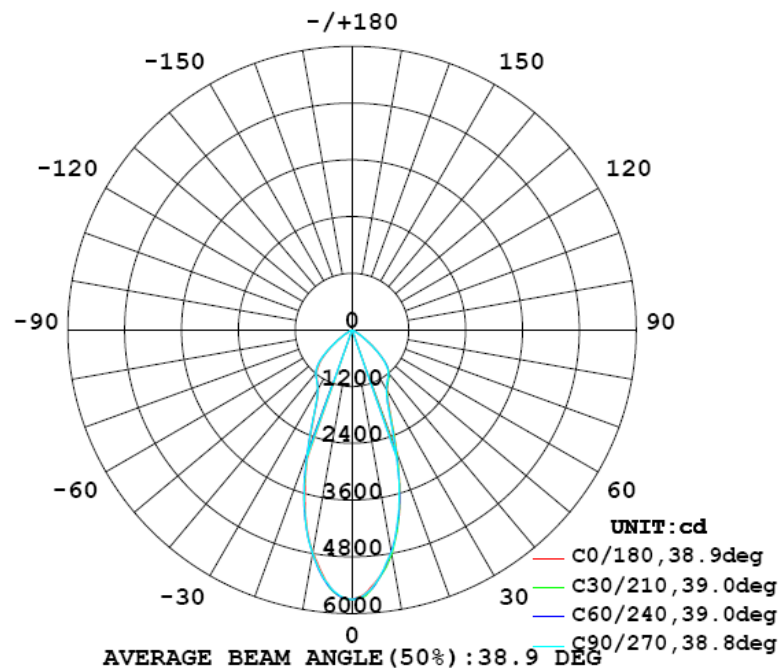


Chart 5: Polar Candela Distribution

Luminous Intensity Data

Table--1

UNIT: cd

| C (DEG) γ (DEG) | 0 | 10 | 20 | 30 | 40 | 50 | 60 | 70 | 80 | 90 | 100 | 110 | 120 | 130 | 140 | 150 | 160 | 170 | 180 |
|--------------------|------|------|------|------|------|------|------|------|------|------|------|------|------|------|------|------|------|------|------|
| 0 | 5700 | 5700 | 5700 | 5700 | 5700 | 5700 | 5700 | 5700 | 5700 | 5700 | 5700 | 5700 | 5700 | 5700 | 5700 | 5700 | 5700 | 5700 | 5700 |
| 5 | 5384 | 5460 | 5456 | 5430 | 5428 | 5427 | 5428 | 5420 | 5406 | 5409 | 5419 | 5415 | 5428 | 5454 | 5460 | 5459 | 5477 | 5424 | 5440 |
| 10 | 4792 | 4869 | 4843 | 4818 | 4780 | 4765 | 4759 | 4754 | 4753 | 4770 | 4784 | 4785 | 4773 | 4787 | 4798 | 4802 | 4827 | 4801 | 4776 |
| 15 | 3886 | 3955 | 3915 | 3873 | 3871 | 3866 | 3862 | 3854 | 3830 | 3817 | 3853 | 3872 | 3864 | 3868 | 3910 | 3931 | 3945 | 3917 | 3832 |
| 20 | 2775 | 2800 | 2775 | 2751 | 2722 | 2687 | 2684 | 2692 | 2690 | 2682 | 2705 | 2717 | 2708 | 2737 | 2746 | 2769 | 2806 | 2805 | 2694 |
| 25 | 1901 | 1904 | 1887 | 1851 | 1844 | 1827 | 1819 | 1829 | 1828 | 1822 | 1831 | 1839 | 1849 | 1851 | 1862 | 1867 | 1894 | 1902 | 1823 |
| 30 | 1488 | 1481 | 1485 | 1470 | 1464 | 1466 | 1463 | 1452 | 1449 | 1451 | 1461 | 1455 | 1463 | 1461 | 1478 | 1465 | 1468 | 1470 | 1432 |
| 35 | 1325 | 1322 | 1331 | 1337 | 1316 | 1318 | 1298 | 1307 | 1302 | 1303 | 1302 | 1311 | 1304 | 1318 | 1312 | 1310 | 1304 | 1312 | 1291 |
| 40 | 1208 | 1219 | 1212 | 1221 | 1224 | 1209 | 1201 | 1204 | 1183 | 1183 | 1189 | 1193 | 1191 | 1196 | 1209 | 1199 | 1186 | 1178 | 1159 |
| 45 | 1015 | 1014 | 1011 | 1009 | 1010 | 1007 | 1005 | 993 | 982 | 980 | 978 | 989 | 991 | 999 | 993 | 995 | 995 | 983 | 946 |
| 50 | 673 | 666 | 657 | 657 | 666 | 663 | 654 | 654 | 647 | 652 | 654 | 656 | 652 | 658 | 664 | 669 | 674 | 675 | 628 |
| 55 | 331 | 323 | 330 | 331 | 329 | 325 | 324 | 313 | 309 | 306 | 311 | 323 | 334 | 347 | 356 | 353 | 351 | 354 | 308 |
| 60 | 135 | 134 | 129 | 127 | 124 | 120 | 115 | 116 | 113 | 114 | 117 | 123 | 133 | 141 | 149 | 154 | 155 | 151 | 127 |
| 65 | 62.7 | 60.3 | 58.9 | 56.0 | 54.1 | 51.6 | 48.9 | 46.6 | 43.1 | 40.9 | 41.3 | 46.2 | 52.5 | 56.0 | 58.3 | 60.9 | 61.5 | 62.1 | 55.2 |
| 70 | 31.6 | 30.8 | 30.4 | 29.0 | 27.8 | 26.0 | 24.3 | 21.5 | 19.4 | 18.9 | 18.8 | 20.9 | 25.1 | 27.5 | 28.1 | 28.9 | 29.8 | 30.1 | 26.8 |
| 75 | 16.2 | 15.9 | 15.9 | 15.3 | 14.6 | 13.3 | 11.5 | 10.5 | 10.1 | 10.1 | 10.1 | 10.6 | 12.0 | 14.1 | 14.9 | 15.3 | 15.6 | 15.7 | 14.1 |
| 80 | 3.84 | 4.45 | 5.94 | 7.07 | 6.48 | 5.60 | 5.13 | 4.93 | 4.84 | 4.86 | 4.88 | 5.04 | 5.38 | 6.12 | 7.12 | 6.32 | 4.33 | 3.35 | 1.79 |
| 85 | 0.10 | 0.13 | 0.17 | 0.25 | 0.44 | 0.97 | 1.78 | 1.86 | 1.89 | 1.91 | 1.93 | 1.95 | 1.81 | 0.82 | 0.40 | 0.23 | 0.16 | 0.12 | 0.07 |
| 90 | 0.07 | 0.07 | 0.06 | 0.07 | 0.07 | 0.06 | 0.06 | 0.06 | 0.06 | 0.06 | 0.06 | 0.06 | 0.06 | 0.07 | 0.07 | 0.07 | 0.07 | 0.07 | 0.04 |
| 95 | 0.07 | 0.07 | 0.07 | 0.07 | 0.08 | 0.08 | 0.07 | 0.07 | 0.07 | 0.07 | 0.07 | 0.07 | 0.07 | 0.08 | 0.08 | 0.08 | 0.07 | 0.08 | 0.04 |
| 100 | 0.10 | 0.11 | 0.11 | 0.11 | 0.11 | 0.11 | 0.11 | 0.11 | 0.11 | 0.11 | 0.11 | 0.11 | 0.11 | 0.11 | 0.11 | 0.11 | 0.10 | 0.10 | 0.04 |
| 105 | 0.16 | 0.16 | 0.16 | 0.16 | 0.17 | 0.17 | 0.17 | 0.17 | 0.17 | 0.17 | 0.17 | 0.17 | 0.17 | 0.16 | 0.16 | 0.16 | 0.16 | 0.15 | 0.06 |
| 110 | 0.20 | 0.20 | 0.21 | 0.21 | 0.22 | 0.22 | 0.22 | 0.22 | 0.23 | 0.22 | 0.23 | 0.22 | 0.22 | 0.22 | 0.21 | 0.20 | 0.20 | 0.19 | 0.09 |
| 115 | 0.22 | 0.22 | 0.23 | 0.24 | 0.25 | 0.26 | 0.26 | 0.26 | 0.27 | 0.27 | 0.27 | 0.26 | 0.26 | 0.25 | 0.24 | 0.23 | 0.22 | 0.21 | 0.13 |
| 120 | 0.25 | 0.26 | 0.26 | 0.27 | 0.27 | 0.28 | 0.28 | 0.29 | 0.29 | 0.29 | 0.29 | 0.29 | 0.28 | 0.27 | 0.26 | 0.26 | 0.25 | 0.25 | 0.19 |
| 125 | 0.29 | 0.30 | 0.30 | 0.30 | 0.31 | 0.32 | 0.32 | 0.32 | 0.32 | 0.31 | 0.32 | 0.32 | 0.32 | 0.31 | 0.30 | 0.29 | 0.29 | 0.29 | 0.28 |
| 130 | 0.40 | 0.40 | 0.40 | 0.40 | 0.41 | 0.41 | 0.42 | 0.43 | 0.43 | 0.43 | 0.43 | 0.43 | 0.42 | 0.41 | 0.40 | 0.40 | 0.39 | 0.39 | 0.41 |
| 135 | 0.61 | 0.61 | 0.61 | 0.62 | 0.64 | 0.64 | 0.65 | 0.66 | 0.66 | 0.67 | 0.66 | 0.66 | 0.64 | 0.63 | 0.63 | 0.61 | 0.60 | 0.60 | 0.60 |
| 140 | 0.84 | 0.85 | 0.87 | 0.90 | 0.93 | 0.95 | 0.97 | 0.97 | 0.97 | 0.97 | 0.96 | 0.94 | 0.94 | 0.90 | 0.89 | 0.85 | 0.82 | 0.81 | 0.79 |
| 145 | 1.12 | 1.14 | 1.18 | 1.23 | 1.27 | 1.31 | 1.33 | 1.35 | 1.34 | 1.34 | 1.32 | 1.31 | 1.26 | 1.26 | 1.23 | 1.17 | 1.13 | 1.09 | 0.96 |
| 150 | 1.46 | 1.47 | 1.52 | 1.58 | 1.66 | 1.70 | 1.72 | 1.73 | 1.73 | 1.72 | 1.66 | 1.69 | 1.67 | 1.65 | 1.59 | 1.56 | 1.50 | 1.46 | 1.14 |
| 155 | 1.73 | 1.76 | 1.85 | 1.94 | 1.98 | 2.02 | 2.04 | 2.04 | 2.02 | 2.05 | 2.05 | 2.03 | 2.00 | 1.97 | 1.94 | 1.90 | 1.79 | 1.73 | 1.28 |
| 160 | 2.06 | 2.03 | 2.08 | 2.14 | 2.19 | 2.22 | 2.24 | 2.25 | 2.26 | 2.21 | 2.23 | 2.21 | 2.21 | 2.17 | 2.15 | 2.12 | 2.06 | 2.05 | 1.49 |
| 165 | 2.14 | 2.11 | 2.15 | 2.20 | 2.27 | 2.31 | 2.33 | 2.33 | 2.32 | 2.30 | 2.30 | 2.28 | 2.27 | 2.25 | 2.22 | 2.18 | 2.14 | 2.15 | 1.64 |
| 170 | 2.20 | 2.18 | 2.22 | 2.26 | 2.29 | 2.31 | 2.32 | 2.32 | 2.29 | 2.29 | 2.28 | 2.27 | 2.26 | 2.20 | 2.17 | 2.17 | 2.16 | 2.17 | 1.86 |
| 175 | 2.07 | 2.10 | 2.11 | 2.12 | 2.12 | 2.12 | 2.11 | 2.11 | 2.10 | 2.09 | 2.05 | 2.08 | 2.09 | 2.04 | 2.00 | 2.00 | 2.02 | 1.99 | 2.00 |
| 180 | 1.77 | 1.77 | 1.77 | 1.77 | 1.77 | 1.77 | 1.77 | 1.77 | 1.77 | 1.77 | 1.77 | 1.77 | 1.77 | 1.77 | 1.77 | 1.77 | 1.77 | 1.77 | 1.77 |

Table 4: Luminous Intensity Data

Table--2

UNIT: cd

| C (DEG) Y (DEG) | 190 | 200 | 210 | 220 | 230 | 240 | 250 | 260 | 270 | 280 | 290 | 300 | 310 | 320 | 330 | 340 | 350 | | |
|--------------------|------|------|------|------|------|------|------|------|------|------|------|------|------|------|------|------|------|--|--|
| 0 | 5700 | 5700 | 5700 | 5700 | 5700 | 5700 | 5700 | 5700 | 5700 | 5700 | 5700 | 5700 | 5700 | 5700 | 5700 | 5700 | 5700 | | |
| 5 | 5454 | 5458 | 5473 | 5473 | 5467 | 5462 | 5456 | 5446 | 5436 | 5423 | 5414 | 5404 | 5399 | 5403 | 5413 | 5423 | 5404 | | |
| 10 | 4790 | 4797 | 4790 | 4778 | 4785 | 4813 | 4813 | 4800 | 4807 | 4795 | 4763 | 4749 | 4742 | 4736 | 4737 | 4744 | 4732 | | |
| 15 | 3878 | 3903 | 3897 | 3907 | 3914 | 3910 | 3917 | 3870 | 3881 | 3868 | 3869 | 3853 | 3826 | 3800 | 3780 | 3777 | 3746 | | |
| 20 | 2712 | 2733 | 2745 | 2771 | 2779 | 2790 | 2780 | 2766 | 2761 | 2753 | 2732 | 2720 | 2702 | 2694 | 2681 | 2647 | 2630 | | |
| 25 | 1831 | 1839 | 1859 | 1863 | 1856 | 1856 | 1851 | 1864 | 1859 | 1867 | 1851 | 1848 | 1853 | 1852 | 1855 | 1838 | 1820 | | |
| 30 | 1450 | 1446 | 1451 | 1462 | 1467 | 1455 | 1449 | 1463 | 1448 | 1461 | 1463 | 1475 | 1465 | 1477 | 1475 | 1460 | 1449 | | |
| 35 | 1297 | 1310 | 1306 | 1299 | 1296 | 1302 | 1304 | 1295 | 1306 | 1304 | 1301 | 1303 | 1320 | 1320 | 1325 | 1314 | 1304 | | |
| 40 | 1168 | 1170 | 1192 | 1203 | 1204 | 1191 | 1184 | 1185 | 1193 | 1189 | 1184 | 1196 | 1208 | 1207 | 1190 | 1199 | 1191 | | |
| 45 | 957 | 983 | 990 | 1012 | 1004 | 1011 | 1000 | 997 | 999 | 1001 | 995 | 995 | 991 | 992 | 973 | 969 | 954 | | |
| 50 | 637 | 654 | 655 | 666 | 668 | 667 | 669 | 665 | 672 | 659 | 658 | 651 | 647 | 641 | 639 | 620 | 605 | | |
| 55 | 316 | 326 | 335 | 343 | 339 | 334 | 327 | 313 | 311 | 314 | 316 | 319 | 320 | 318 | 307 | 298 | 289 | | |
| 60 | 129 | 128 | 129 | 131 | 128 | 123 | 120 | 114 | 111 | 114 | 118 | 124 | 128 | 132 | 130 | 125 | 121 | | |
| 65 | 55.5 | 54.7 | 53.5 | 54.1 | 54.3 | 53.1 | 48.1 | 41.5 | 39.4 | 42.4 | 49.4 | 56.6 | 58.2 | 59.3 | 59.3 | 57.9 | 56.8 | | |
| 70 | 27.1 | 27.5 | 26.6 | 26.3 | 25.7 | 23.3 | 20.6 | 19.2 | 18.9 | 19.3 | 21.3 | 25.4 | 28.4 | 29.0 | 28.9 | 28.7 | 28.6 | | |
| 75 | 14.3 | 14.3 | 14.1 | 13.8 | 12.5 | 10.7 | 10.2 | 9.82 | 9.73 | 9.85 | 10.0 | 10.9 | 12.9 | 14.1 | 14.2 | 14.2 | 14.2 | | |
| 80 | 1.94 | 2.51 | 4.02 | 5.29 | 5.00 | 4.44 | 4.26 | 4.17 | 4.13 | 4.13 | 4.16 | 4.33 | 4.78 | 5.29 | 4.49 | 3.03 | 2.34 | | |
| 85 | 0.07 | 0.08 | 0.09 | 0.11 | 0.19 | 0.60 | 1.31 | 1.21 | 1.10 | 1.16 | 1.30 | 0.60 | 0.19 | 0.14 | 0.12 | 0.10 | 0.09 | | |
| 90 | 0.04 | 0.04 | 0.04 | 0.04 | 0.04 | 0.04 | 0.04 | 0.04 | 0.04 | 0.04 | 0.04 | 0.04 | 0.04 | 0.04 | 0.04 | 0.04 | 0.04 | | |
| 95 | 0.04 | 0.03 | 0.04 | 0.04 | 0.04 | 0.04 | 0.04 | 0.04 | 0.04 | 0.04 | 0.04 | 0.04 | 0.04 | 0.04 | 0.04 | 0.04 | 0.04 | | |
| 100 | 0.04 | 0.04 | 0.04 | 0.04 | 0.04 | 0.04 | 0.05 | 0.05 | 0.05 | 0.05 | 0.05 | 0.04 | 0.04 | 0.04 | 0.04 | 0.04 | 0.04 | | |
| 105 | 0.05 | 0.05 | 0.06 | 0.06 | 0.06 | 0.06 | 0.06 | 0.06 | 0.07 | 0.07 | 0.06 | 0.06 | 0.06 | 0.06 | 0.06 | 0.06 | 0.06 | | |
| 110 | 0.08 | 0.08 | 0.08 | 0.09 | 0.09 | 0.09 | 0.09 | 0.09 | 0.10 | 0.10 | 0.09 | 0.09 | 0.09 | 0.09 | 0.09 | 0.09 | 0.09 | | |
| 115 | 0.12 | 0.12 | 0.13 | 0.13 | 0.13 | 0.13 | 0.14 | 0.14 | 0.14 | 0.14 | 0.14 | 0.14 | 0.14 | 0.14 | 0.14 | 0.13 | 0.14 | | |
| 120 | 0.19 | 0.19 | 0.19 | 0.19 | 0.20 | 0.20 | 0.19 | 0.21 | 0.21 | 0.21 | 0.21 | 0.21 | 0.21 | 0.20 | 0.20 | 0.20 | 0.20 | | |
| 125 | 0.28 | 0.28 | 0.28 | 0.28 | 0.30 | 0.30 | 0.29 | 0.30 | 0.30 | 0.30 | 0.30 | 0.30 | 0.30 | 0.30 | 0.30 | 0.30 | 0.29 | | |
| 130 | 0.42 | 0.42 | 0.43 | 0.41 | 0.43 | 0.44 | 0.44 | 0.42 | 0.44 | 0.44 | 0.44 | 0.43 | 0.42 | 0.42 | 0.43 | 0.42 | 0.42 | | |
| 135 | 0.61 | 0.61 | 0.61 | 0.60 | 0.61 | 0.62 | 0.63 | 0.60 | 0.63 | 0.62 | 0.62 | 0.60 | 0.59 | 0.59 | 0.59 | 0.61 | 0.62 | | |
| 140 | 0.80 | 0.80 | 0.82 | 0.82 | 0.83 | 0.84 | 0.84 | 0.84 | 0.84 | 0.83 | 0.83 | 0.81 | 0.81 | 0.77 | 0.76 | 0.78 | 0.82 | | |
| 145 | 0.97 | 1.01 | 1.02 | 1.04 | 1.03 | 1.06 | 1.05 | 1.06 | 1.05 | 1.05 | 1.04 | 1.01 | 0.99 | 0.96 | 0.91 | 0.93 | 0.98 | | |
| 150 | 1.13 | 1.18 | 1.20 | 1.19 | 1.18 | 1.18 | 1.20 | 1.19 | 1.18 | 1.18 | 1.16 | 1.14 | 1.13 | 1.10 | 1.06 | 1.04 | 1.11 | | |
| 155 | 1.22 | 1.26 | 1.30 | 1.27 | 1.25 | 1.25 | 1.24 | 1.24 | 1.21 | 1.24 | 1.23 | 1.21 | 1.20 | 1.19 | 1.18 | 1.13 | 1.24 | | |
| 160 | 1.30 | 1.32 | 1.34 | 1.34 | 1.32 | 1.28 | 1.26 | 1.26 | 1.22 | 1.28 | 1.28 | 1.26 | 1.27 | 1.26 | 1.22 | 1.17 | 1.41 | | |
| 165 | 1.33 | 1.38 | 1.40 | 1.42 | 1.40 | 1.38 | 1.36 | 1.36 | 1.34 | 1.37 | 1.38 | 1.37 | 1.36 | 1.33 | 1.29 | 1.24 | 1.55 | | |
| 170 | 1.33 | 1.37 | 1.39 | 1.40 | 1.36 | 1.33 | 1.32 | 1.34 | 1.31 | 1.30 | 1.31 | 1.29 | 1.28 | 1.28 | 1.27 | 1.22 | 1.77 | | |
| 175 | 1.64 | 1.60 | 1.62 | 1.63 | 1.63 | 1.59 | 1.57 | 1.54 | 1.48 | 1.50 | 1.52 | 1.50 | 1.51 | 1.53 | 1.54 | 1.61 | 2.07 | | |
| 180 | 1.77 | 1.77 | 1.77 | 1.77 | 1.77 | 1.77 | 1.77 | 1.77 | 1.77 | 1.77 | 1.77 | 1.77 | 1.77 | 1.77 | 1.77 | 1.77 | 1.77 | | |

Table 5: Luminous Intensity Data

EQUIPMENT LIST

| Test Equipment | Model | Equipment No. | Calibration Date | Calibration Due date |
|------------------------|----------|---------------|------------------|----------------------|
| Goniophotometer system | GO-R5000 | HZTE011-01 | Jul. 17, 2015 | Jul. 16, 2016 |
| Digital Power Meter | PF2010A | HZTE028-01 | Jul. 17, 2015 | Jul. 16, 2016 |
| AC Power Supply | PCR 500L | HZTE001-08 | Jul. 17, 2015 | Jul. 16, 2016 |
| DC Power Supply | WY12010 | HZTE004-03 | Jul. 17, 2015 | Jul. 16, 2016 |
| Temperature Meter | TES1310 | HZTE017-01 | Jul. 17, 2015 | Jul. 16, 2016 |
| Standard source | D908 | HZTE012-01 | Jul. 23, 2015 | Jul. 22, 2016 |
| Standard source | SCL-1400 | HZTE012-02 | Oct. 21, 2015 | Oct. 20, 2016 |

Table 6: Test Equipment List

TEST METHODS

Seasoning of SSL Product

For the purpose of rating new SSL products, SSL products shall be tested with no seasoning. Therefore, no seasoning was performed.

Goniophotometer Method

Photometric and Electrical Measurements

An EVERFINE Type C Model GO-R5000 Goniophotometer was used to measure the intensity at each angle of distribution for each sample. The photometric distance is 2.475m for near-field measurement or 30m for far-field measurement. Bandwidth of spectroradiometer is 380nm-780nm.

Ambient temperature was measured at the same height of the sample mounted on the Goniophotometer equipment. Each SSL unit was operated on the client provided driver at the rated input voltage in its designated orientation.

The stabilization time typically ranges from 30 min (small integrated LED lamps) to 2 or more hours for large SSL luminaires). It can be judged that stability is reached when the variation (maximum – minimum) of at least 3 readings of the light output and electrical power over a period of 30 min, taken 15 minutes apart, is less than 0.5 %.

Electrical measurements including voltage, current, and power were measured using the Everfine Digital Power Meter.

Some graphics were created with Photometric Plus software.

The standard reference of the Goniophotometer system is halogen incandescent lamp, the intensity distribution type is omni-directional, and is traceable to the National Institute of Metrology P.R. China.

The uncertainty of goniophotometer system reported in this document is expended uncertainty is 1.94% with a coverage factor k=2.

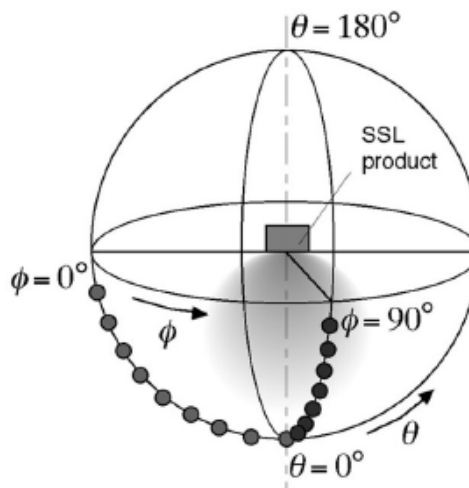
Color Characteristics Measurements

The color characteristics of SSL products include chromaticity coordinates, correlated color temperature, and color rendering index. These characteristics of SSL products may be spatially non-uniform, and thus, in order that they can be specified accurately, the color quantities shall be measured as values that are spatially average, weighted to intensity, over the angular range where light is intentionally emitted from the SSL product. The color characteristics measurements are using gonio-spectroradiometer.

Color Spatial Uniformity

The characteristics of SSL products may be spatially non-uniform, the chromaticity coordinate shall be measured at two vertical planes ($C=0^\circ/180^\circ$ and $C=90^\circ/270^\circ$) and at 10° or less intervals for vertical angle until the light output dropped to below 10% of the peak intensity. The averaged weighted chromaticity coordinate was calculated from these points. The data was then analyzed to check for delta color differences of the u' , v' chromaticity coordinates. The spatial non-uniformity of chromaticity, $\Delta u'v'$, is determined as the maximum deviation (distance on the CIE (u' , v') diagram) among all measured points from the spatially averaged chromaticity coordinate.

The geometry for the chromaticity measurement using gonio-spectroradiometer is shown as following.



*** End of Report ***

This report is considered invalidated without the Special Seal for Inspection of the LTL. This report shall not be altered, increased or deleted. The results shown in this test report refer only to the sample(s) tested. Without written approval of LTL, this test report shall not be copied except in full and published as advertisement.