

LED V-LINE FLOOD LIGHT



PRODUCT DESCRIPTION

LED V-Line flood light series create a powerful, customizable tool for implementing a designer's vision for nighttime facade lighting. With the ability to create extraordinary designs specific to the site, this powerful luminaire is extremely versatile for all lighting applications. It uses a die-casted aluminum housing, aerodynamic, and modern design. It is ideal to replace a halogen. High Quality Outdoor Powder Coat Finish. Three installation ways in trunnion, slip fitter and knuckle.

FEATURE

- Tempered glass lens doesn't fade and discolor
- Photocontrol for available
- Glare shield and wire guard for option

ELECTRICAL SYSTEM

- Input Voltage: 120-277V, 347V/ 480V
- 50/60Hz
- Minimum ambient -40°C, maximum ambient 40°C
- Power Factor: > 0.98 at 120Vac
- Total Harmonic Distortion: < 20%
- 26W, 38W integral 2KV surge suppression protection standard
- 52W, 80W, 100W and 120W integral 4KV surge suppression protection standard

PERFORMANCE

CRI

70 is standard

80 is optional

CCT

3000K、 4000K、 5000K

Dimming

1-10V Dimming

The dimming wires are inside the fixture.

If need to have access to the dimming wire, please contact Customer Service.

Projected Lifetime

L70 - 109,000 Hours

Working Temperature

-40 -104°F (-40-40°C)

Certifications

- ETL Listed
- IP65 rated
- RoHS compliant

SPECIFICATION

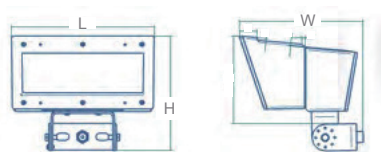
26W, 38W, 52W Trunnion

Length: 10.63"(270mm)

Width: 9.17"(233mm)

Height: 8.47"(215mm)

Max. Weight: 12.5 lbs



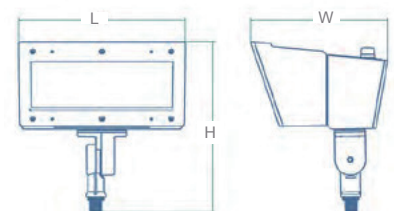
26W, 38W, 52W Knuckle

Length: 10.63"(270mm)

Width: 8.85"(225mm)

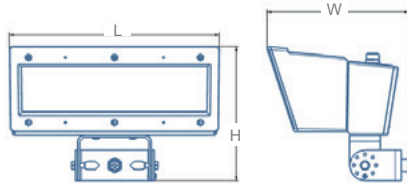
Height: 10.35"(263mm)

Max. Weight: 14 lbs



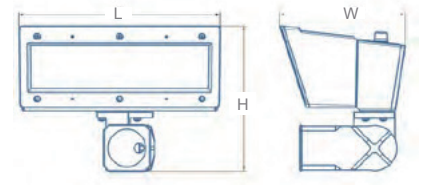
80W, 100W & 120W Trunnion

Length: 13.46"(342mm)
 Width: 9.09"(231mm)
 Height: 8.47"(215mm)
 Max. Weight: 16.1 lbs



80W, 100W & 120W Slip Fitter

Length: 13.46"(342mm)
 Width: 8.39"(210mm)
 Height: 9.69"(246mm)
 Max. Weight: 17.3 lbs



Ordering Information

Example: FL26504-PC-TR

Effective Project Area

26W/38W/52W EPA= 0.69 max (depending on mounting type)
 80W/100W/120W EPA=0.9 max (depending on mounting type)

Flood Light	Watts	CCT	Voltage	Installation
FL	26 - 26 Watts	30 - 3000K	1 - 120-277V	SF - Slip Fitter ²
	38 - 38 Watts	40 - 4000K	4-PC - 120V Photo Control	TR - Trunnion
	52 - 52 Watts	50 - 5000K	5-PC - 277V Photo Control	KN - Knuckle ³
	70 - 80 Watts		6 - 347V/ 480V ¹	
	100 - 100 Watts			
	120 - 120 Watts			

Notice:

- 347V/480V input is not available for 26W and 38W.
- 2-3/8" slip fitter is commonly used to 80W, 100W and 120W. Optional for 26W, 38W and 52W.
- 1/2" knuckle is only for 26W, 38W, and 52W.

* Standard Finish as Dark Bronze. Special Order as other finish color - Please Ask Customer Service for Details.

Accessories



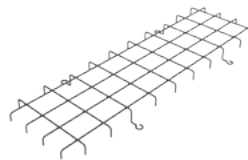
90037

Glare shield-S1 3.5"Height
 Suitable for V-line flood light
 26W/38W/52W



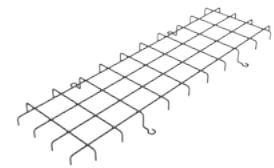
90038

Glare shield-L1 3.5"Height
 Suitable for V-line flood light
 80W/100W/120W



90180

V-Line FL Wire guard-S1
 Suitable for V-Line flood light
 26W/38W/52W

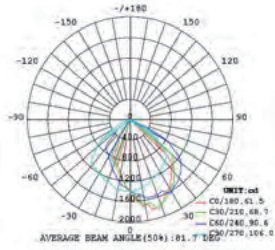


90181

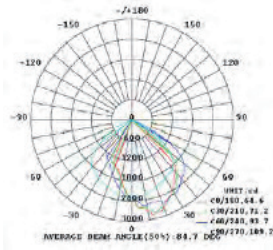
V-Line FL Wire guard-L1
 Suitable for V-Line flood light
 80W/100W/120W

PHOTOMETRY

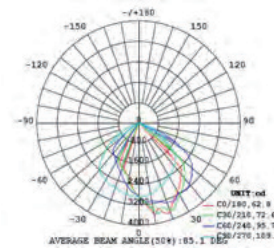
All published luminaire photometric testing performed to IESNA LM-79-08 standards by a NVLAP certified laboratory.



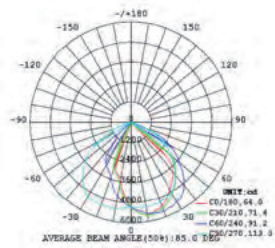
26W



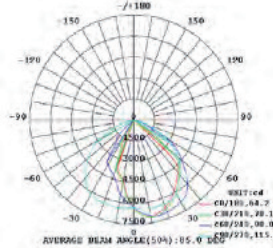
38W



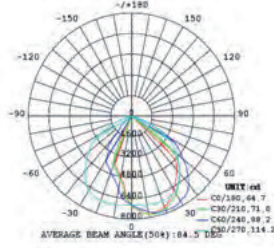
52W



80W



100W



120W

PERFORMANCE DATA

LUMEN OUTPUT

Lumen values are measured by third party certified laboratories performed in accordance with IESNA LM-79-08 as well as Lighting Facts listed.

Watts	Lumen Output	LPW	Measured Watts	CCT	CRI	AC Input	IES Type
26W	3061	123	25W	5000	>70	0.24A	7Hx5V
38W	5100	126	41W	5000	>70	0.35A	7Hx5V
52W	6643	128	52W	5000	>70	0.48A	7Hx5V
80W	9619	121	80W	5000	>70	0.74A	7Hx5V
100W	12014	119	101W	5000	>70	0.91A	7Hx5V
120W	14185	117	121W	5000	>70	1.1A	7Hx5V

Lumen Ambient Temperature (LAT) Multipliers

Use these factors to determine relative lumen output for average ambient temperature from -40-104°F (-40-40°C)

Celsius	Ambient		Multiplier
	Fahrenheit		
0	32		1.02
10	50		1.01
20	68		1.00
25	77		1.00
30	86		1.00
40	104		0.99

Projected LED Lumen Maintenance

Data references the extrapolated performance projections for the LED V-line Flood Light in a 77°F ambient, (tested per IESNA LM-80-08 and projected per IESNA TM-21-11).

Operating Hours	Lumen Maintenance Factor				
	0	10,000	16,000	30,000	109,000
Lumen Maintenance Factor	1.0	0.98(L98)	0.96(L96)	0.92(L92)	0.70(L70)


FEATURES



High quality die cast housing.



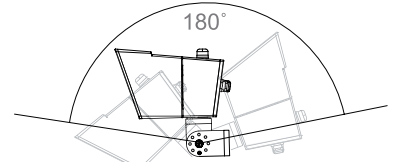
Multiple mounting options.
Trunnion, Slip Fitter & Knuckle.



Air cooling.
40°C ambient rated.



Precision construction.



180° swivel design.

INSTALLATION

- OPTION 1: TRUNNION



- OPTION 2: 1/2 INCH NPS KNUCKLE MOUNTING
Knuckle only for 26W, 38W, & 52W



- OPTION 3: SLIP FITTER

2-3/8" slip fitter is commonly used to 80W, 100W & 120W. Optional for 26W, 38W and 52W.



BUG Rating

Model	BUG Rating	System Wattage	Max THD (%)	Power Factor (at 120Vac)	Power Efficiency	Replaces/ Equiv.(MH)
FL26501	B1-U1-G0	26W	20	>0.98	85%	150W
FL38501	B2-U1-G0	38W	20	>0.98	88%	175W
FL52501	B2-U1-G0	52W	20	>0.98	90%	250W
FL70501	B3-U1-G1	80W	20	>0.98	92%	320W
FL100501	B3-U1-G1	100W	20	>0.98	92%	400W
FL120501	B3-U2-G1	120W	20	>0.98	92%	400W

Warranty

Five year limited warranty. Full warranty terms located at www.abovealllighting.com/warrantystatements

Note:

Specifications subject to change without notice.