

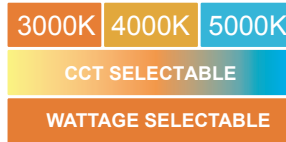


Dome Top

Flat Top

Peak Top

SELECTABLE STANDARD LED BOLLARD



PRODUCT DESCRIPTION

The Selectable Standard LED Bollard is designed with a modern cylindrical shape with dome, flat, and peak tops available. This LED Bollard is constructed with a high-quality extrusion aluminum body and a clear polycarbonate lens, and selectable CCT and wattage is standard. This Bollard is ideal for parks, lawns, plazas, and residential applications.

FEATURE

- Dome, flat and peak tops for option
- Wattage and CCT selectable
- 32" and 42" high optional
- High quality extrusion aluminum body
- Stainless steel silicone rubber sealing
- IP 66 rated for wet location
- Side shield for option

ELECTRICAL SYSTEM

- Input Voltage: 120-277V
- 50/60Hz
- Minimum Ambient -40°F, maximum ambient 104°F
- Power Factor: > 0.9 @120Vac
- Total Harmonic Distortion: < 20%

SPECIFICATION

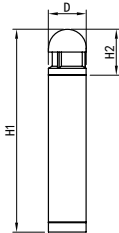
Dome Top

D: 7.90"

H1: 32"/42"

H2: 9.53"

Max Weight: 18.3lbs



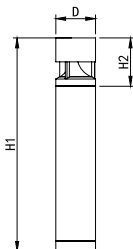
Flat Top

D: 7.90"

H1: 32"/42"

H2: 9.53"

Max Weight: 18.3lbs



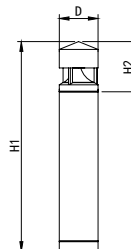
Peak Top

D: 7.90"

H1: 32"/42"

H2: 10.08"

Max Weight: 18.3lbs



PERFORMANCE

CRI

70 is standard

80 is optional

CCT

3000K, 4000K, 5000K

Dimming

0-10V Dimming Standard

Projected Lifetime

L70 - 127,000 Hours

Working Temperature

-4-104°F (-40-40°C)

Certifications

- UL Listed
- Suitable for wet location
- DLC qualified
- RoHS compliant

Ordering Information

Example: DB42HSPSW1-V


Top	Height	Watts	CCT	Voltage	Controls	Distribution	Finish
DB = Dome Top Bollard ¹	32H - 32" High ¹	SP - Selectable Power 12W/24W ²	SW- Selectable White 3000K/ 4000K/5000K ³	1 - 120-277V	Blank - None	V - Type V	Standard
FB = Flat Top Bollard	42H - 42" High ¹						Blank - Bronze
PB = Peak Top Bollard							Optional*
							BK - Black WH - White GY - Grey (See Notes)

Note:

- 42" High is standard. Please check Customer Service in advance for 32" High. It may take long lead time.
- 24W is default setting. If need 12W please contact Customer Service in advance to change the setting in factory or change the setting in the field.
- 3000K is default setting. If need other CCT please contact Customer Service in advance to change the setting in factory or change the setting in the field.

* Standard Finish is bronze. Custom colors might be available for an additional fee. Please check with Customer Service for more information.

ACCESSORIES (ORDER SEPARATELY)



90245

ABMK01

Anchor bolt (M10) mounting kits for standard bollard



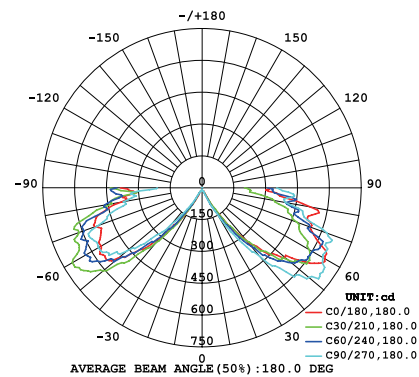
90541

BOLLARD-SS-180°

180° SIDE SHIELD for standard bollard

PHOTOMETRY

All published luminaire photometric testing performed to IESNA LM-79-08 standards by a NVLAP certified laboratory.



Type V

PERFORMANCE DATA

LUMEN OUTPUT

Lumen values are measured by third party certified laboratories performed in accordance with IESNA LM-79-08 as well as Lighting Facts listed.

Watts	Lumen Output	AC Input 120V	CRI	CCT	Dist. Type	LPW
12W	1340lm	0.19A	>70	4000K	Type V	112
24W	2500lm	0.22A	>70	4000K	Type V	104

CCT	Lumen Multiplier
4000K	1
3000K	0.93

Lumen Ambient Temperature (LAT) Multipliers

Use these factors to determine relative lumen output for average ambient temperature from -40-104°F (-40-40°C).

Ambient		Multiplier
Celsius	Fahrenheit	
0	32	1.02
10	50	1.01
20	68	1.00
25	77	1.00
30	86	1.00
40	104	0.99

Projected LED Lumen Maintenance

Data references the extrapolated performance projections for the LED bollard in a 77°F ambient, (tested per IESNA LM-80-08 and projected per IESNA TM-21-11).

Operating Hours	0	6,000	14,000	29,000	127,000
Lumen Maintenance Factor	0.1	0.98(L98)	0.96(L96)	0.92(L92)	0.70(L70)

BUG Rating

Performed to IESNA LM-79-08 standards by a NVLAP accredited laboratory.

Model	BUG Rating
DB42HSPSW1-V (4000K)	B2-U3-G2
FB42HSPSW1-V (4000K)	B2-U3-G2
PB42HSPSW1-V (4000K)	B2-U3-G2

Warranty

Five year limited warranty. Full warranty terms located at www.abovealllighting.com/warrantystatements/

Note:

Specifications subject to change without notice.