



ABOVE ALL
www.AboveAllLighting.com

Networked Lighting Controls





Networked Lighting Controls in Building



Wireless Energy Saving Occupancy/Daylight harvesting occurs automatically



Networked Lighting Control

Networked Lighting Control is a wireless lighting management system utilizing Bluetooth SIG Mesh protocol, which is ideal for IoT use- especially lighting with advantages of low-cost, low-power, high security and long communication distance.

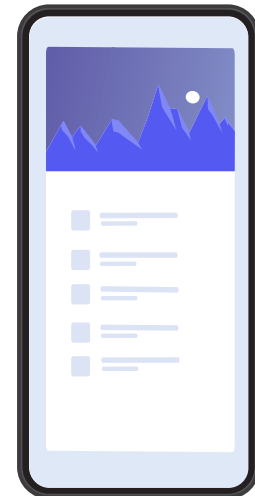
Bluetooth Mesh Control




Fixtures



Sync Data to the Cloud

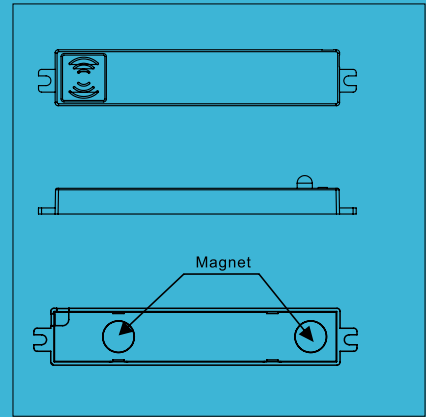


Lighting Control System



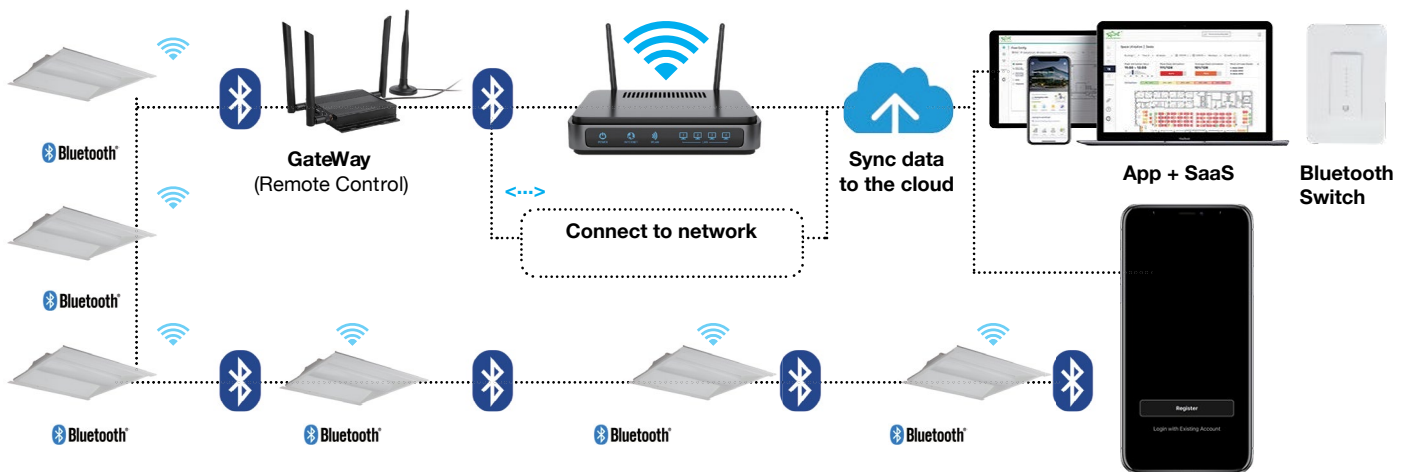
APP+SaaS

It is a combination of smart devices (luminaires and accessories), cloud and platform (mobile App+web-based software platform) to provide a comprehensive service for clients in need of a lighting management system.



Bluetooth Mesh Control

The Bluetooth Fixture Sensor is a complete sensing and lighting control node powered from its attached light fixture. Sensor information combined with a configurable behavior profile makes the fixture Sensor an integral component of an intelligent lighting control and sensing solution. With integrated wireless communications for data transmission and remote configuration as well as autonomous fixture-level control, this sensor brings advanced lighting automation to a whole new level.




Fixture Sensor DLC: Meet DLC 5.1 Networked Lighting Control System.

Localized Lighting Control: Light-level schedules, preferences, and profiles for each fixture are wirelessly communicated at system setup and stored for continuous operation.

Bluetooth Low Energy: An embedded BLE radio allows the sensor to receive and transmit beacons as well as support communication with lighting control devices and other sensors.

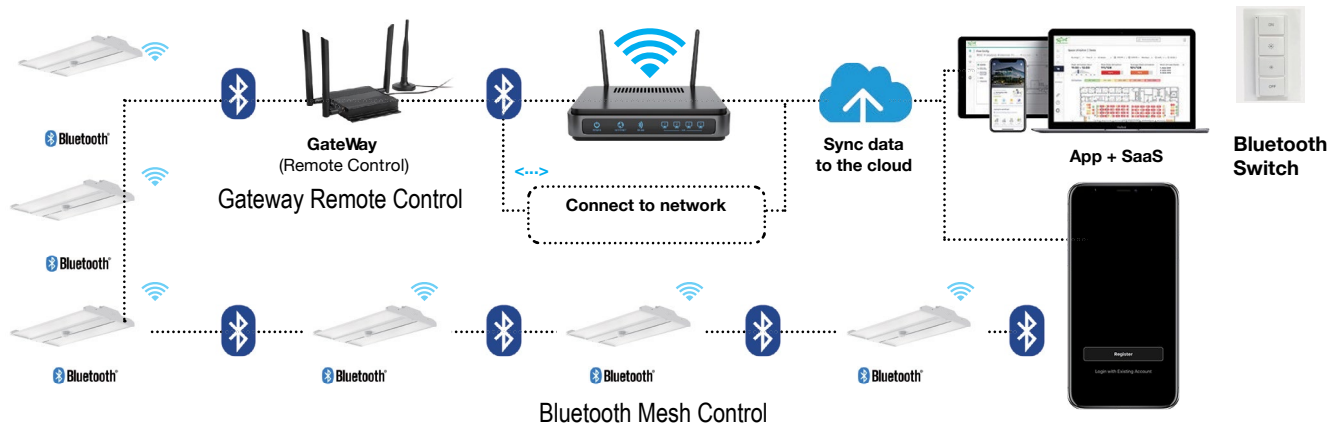
Daylight Harvesting: Captured ambient light information is locally processed to raise and lower light levels based on available daylight. **Room and Zone Control:** Pairs with room switches for code-compliant manual-on or a Sensors can be grouped into zones that share occupancy sensing data and coordinate on detected motion.





Bluetooth Microwave Motion Sensor

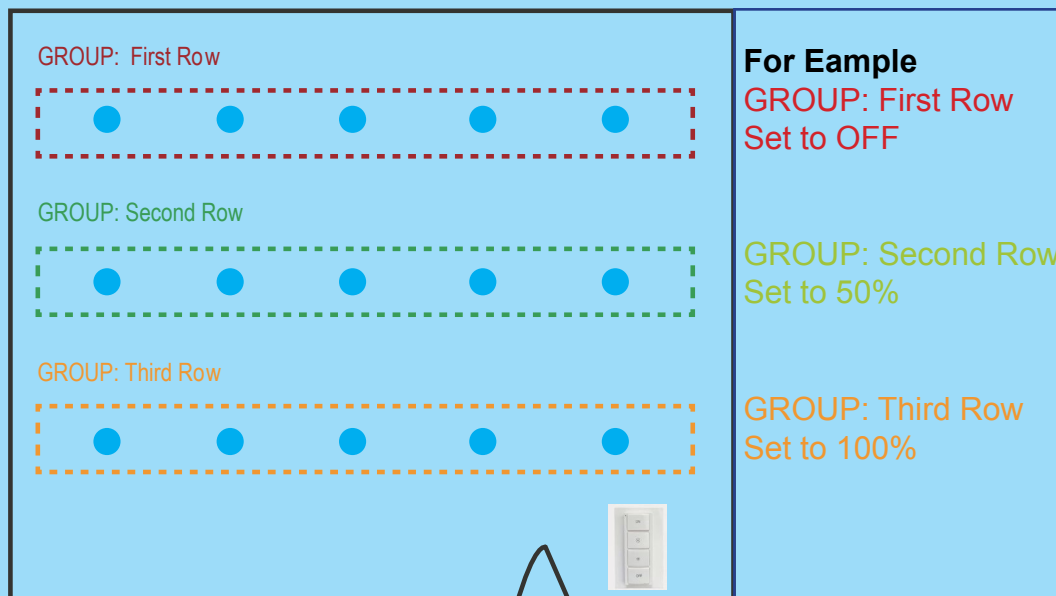
BLUETOOTH MICROWAVE MOTION SENSOR



GROUP CONTROL

Contains all fixtures in the warehouse with a switch. All of the fixtures have ANT-5-4T sensor installed for networking capabilities.

GROUP: Warehouse



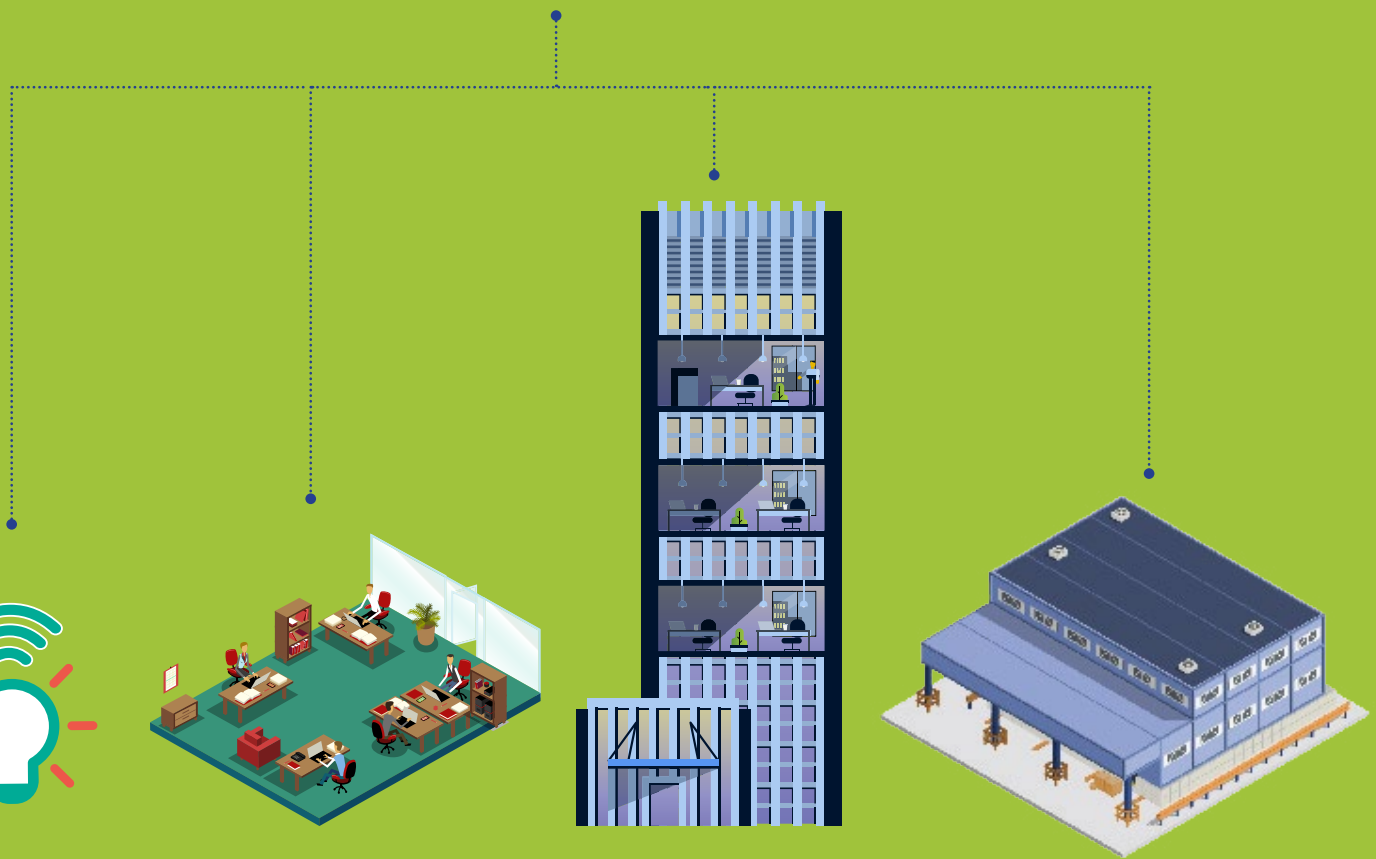
- When they are all placed in a group with a switch, the entire space can be operated with a single click.
- Additional groups can be created within the main group for more precise control. Each of the groups can be controlled individually from the Network Lighting App.



Energy Monitor and Saving



APP+SaaS



Fixtures




Room

Floor

Building

- ★ Energy monitoring cost daily, weekly, monthly, yearly.
- ★ Saving lighting energy usage.
- ★ Energy consumption of building, floor, single room, or even a luminaire can be monitored and reported.

Traditional Lighting Controls **VS.** Networked Lighting Controls

| Traditional Lighting Controls VS. Networked Lighting Controls | Traditional Lighting Controls |  Networked Lighting Controls |
|--|---|--|
| Complexity |  |  |
| Functionality | <ul style="list-style-type: none"> • LED Lighting • Sensors/Controls • Limited Connectivity | <ul style="list-style-type: none"> • LED Lighting • Mobile app controls+SAAS • Advanced Controls/Sensors • Wired and Wireless Connectivity • Ubiquitous sensing with feedback and control • Tunable White Lighting |
| Benefits | <ul style="list-style-type: none"> • Increased Energy Savings • Limited Personal Control Settings • Improved Preventative Maintenance Capabilities | <ul style="list-style-type: none"> • Maximum Energy Savings • Eligible for Energy Rebates • Real Time Preventative Schedules Advanced Features <ul style="list-style-type: none"> • Daylight Harvesting • Variable Load Shedding • Time Scheduling • Occupancy Sensing • Task Tuning Personal Controls <ul style="list-style-type: none"> • Wall Switch |
| Saving | \$\$\$ | \$\$\$\$\$\$ |

Traditional Lighting Controls

Wiring connections



On



Off




Networked Lighting Controls


Wireless connections





ABOVE ALL Lighting, Inc.

 1135 Thomas Busch Highway,
Pennsauken, NJ 08110

 866-222-8866

 info@abovealllighting.com

 www.AboveAllLighting.com

©2023 ABOVE ALL all rights reserved