


LEOPARD LED MINI WALL PACK



PRODUCT DESCRIPTION

The leopard series is designed to replace 70-150W MH luminaires while saving up to 88% in energy costs. The leopard series can be customized for virtually any flood light or a wall pack in your lighting application. This series is ideal for outdoor applications such as building perimeters, loading areas, sign and building flood lighting, or above a door as a security light.

FEATURE

- Up to 146 LPW
- Tempered glass lens
- Angle adjustable by the junction box

ELECTRICAL SYSTEM

- Input Voltage: 120-277V, 50/60Hz
- Power Factor: > 0.9 at full load
- Total Harmonic Distortion: < 20% at full load

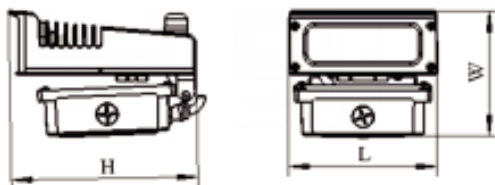
SPECIFICATION

wall mount(with junction box)

Length: 7.2"

Width: 5.6"

Height: 4.8"



PERFORMANCE

CRI

70 is standard
80 is optional

CCT

3000K, 4000K, 5000K

Projected Lifetime

L70 - 115,000 Hours

Working Temperature

-40-104°F (-40-40°C)

Certifications

- ETL Listed
- Suitable for wet location
- IP65 rated
- DLC qualified¹
- RoHS compliant

Notes:

1. DLC for 25W is not available

Ordering Information

Example: MFW25501-PC-WL

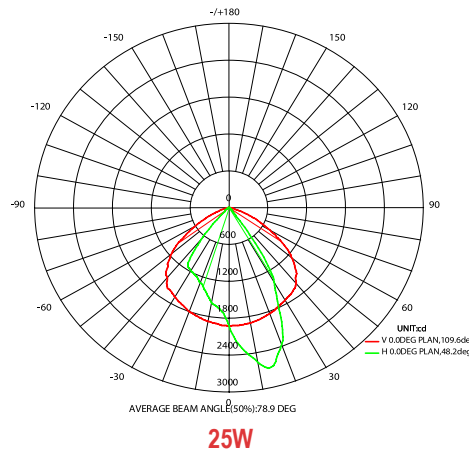
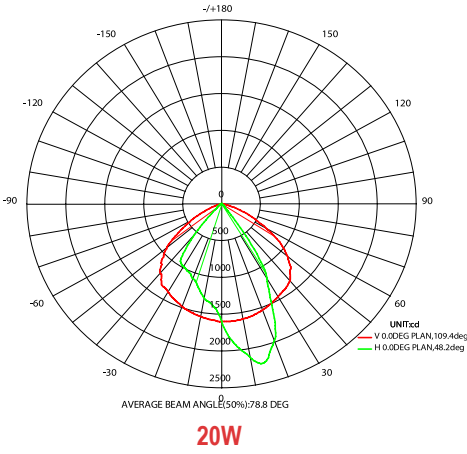
Name	Watts	CCT	Voltage	Controls	Installation
MFW	20 - 20 Watts	30 - 3000K	1 - 120-277V	Blank - None	WL - Wall Mount (with Junction Box)
	25 - 25 Watts	40 - 4000K		PC - Photo Control	
		50 - 5000K			

Notice:

* Bronze finish is standard. Custom color is available for a premium setup fee. Consult customer service for additional information.

PHOTOMETRY

All published luminaire photometric testing performed to IESNA LM-79-08 standards by a NVLAP certified laboratory.



PERFORMANCE DATA

LUMEN OUTPUT

Lumen values are measured by third party certified laboratories performed in accordance with IESNA LM-79-08 as well as Lighting Facts listed.

Watts	Measured Watts	Lumen Output	AC Input 120V	CCT	CRI	Beam Angle	LPW
20W	20W	2920	0.17A	5000	>70	75*110	146
25W	24W	3410	0.20A	5000	>70	75*110	142

BUG RATING

Model	BUG Rating
MFW20401	B2-U2-G0
MFW25401	B2-U2-G0

Lumen Ambient Temperature (LAT) Multipliers

Use these factors to determine relative lumen output for average ambient temperature from -40-104°F (-40-40°C)

Ambient		Multiplier
Celsius	Fahrenheit	
0	32	1.02
10	50	1.01
20	68	1.00
25	77	1.00
30	86	1.00
40	104	0.99

Projected LED Lumen Maintenance

Data references the extrapolated performance projections for the LED mini flood light and wall pack in a 77°F ambient, (tested per IESNA LM-80-08 and projected per IESNA TM-21-11).

Operating Hours	0	14,000	21,000	34,000	115,000
Lumen Maintenance Factor	1.0	0.98(L98)	0.96(L96)	0.92(L92)	0.70(L70)

Warranty

Five year limited warranty. Full warranty terms located at www.abovealllighting.com/warrantystatements

Note:

Specifications subject to change without notice.