



Dome Top

Flat Top

LOUVERS ROUND LED BOLLARD



PRODUCT DESCRIPTION

The Louvers round bollard features stacked louver and a rounded, cylindrical design. It offers dome and flat tops in 32" and 42" heights. This bollard is an excellent choice for walkways, entrances, promenades, plazas, courtyards, driveways, bridges, and landscaped areas.

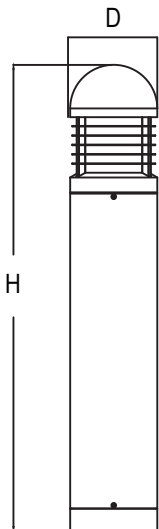
FEATURE

- Louver and a rounded, cylindrical design
- High quality extrusion aluminum body
- Dome and flat top for option
- 32" and 42" high optional
- Wattage and CCT selectable available
- IP 65 rated for wet location

ELECTRICAL SYSTEM

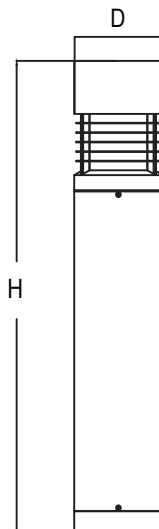
- Input Voltage: 120-277V
- 50/60Hz
- Minimum Ambient -40°F, maximum ambient 104°F
- Power Factor: > 0.9 @120Vac
- Total Harmonic Distortion: < 20%

SPECIFICATION



Dome Top

D: $\Phi 7.90"$
H: 32"/42"
Max Weight: 18.3lbs



Flat Top

D: $\Phi 7.90"$
H: 32"/42"
Max Weight: 18.3lbs

PERFORMANCE

CRI

70 is standard

80 is optional

CCT

3000K, 4000K, 5000K

Dimming

0-10V Dimming Standard

Projected Lifetime

L70 - 100,000 Hours

Working Temperature

-4-104°F (-40-40°C)

Certifications

- cULus Listed
- Suitable for wet location
- RoHS compliant

Ordering Information

Example: LFB42H24401-V

Name	Height	Watts	CCT	Voltage	Controls	Distribution	Finish
LDB - Louvers Dome Top	32H - 32" High ¹ 42H - 42" High ¹	24 - 24 Watts	30 - 3000K 40 - 4000K	1 - 120-277V	Blank - None	V - Type V	Standard Blank -Bronze
LFB - Louvers Flat Top			50 - 5000K				Optional* BK - Black WH - White GY - Grey (See Notes)
		SP - Selectable Power 12W/24W ²	SW - Selectable White 3000K/ 4000K/5000K ³				

Note:

- 42" High is standard. Please check Customer Service in advance for 20" and 32" High. It may take long lead time.
- 24W is default setting. If need 12W please contact Customer Service in advance to change the setting in factory or change the setting in the field.
- 3000K is default setting. If need other CCT please contact Customer Service in advance to change the setting in factory or change the setting in the field.

* Standard Finish is bronze. Custom colors might be available at an additional fee. Please check with Customer Service for more information.

ACCESSORIES (ORDER SEPARATELY)



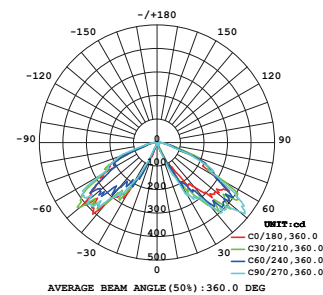
90245

ABMK01

Anchor bolt (M10) mounting kits for standard bollard

PHOTOMETRY

All published luminaire photometric testing performed to IESNA LM-79-08 standards by a NVLAP certified laboratory.



PERFORMANCE DATA

LUMEN OUTPUT

Watts	Lumen Output	AC Input 120V	CRI	CCT	Dist. Type
24W	1400lm	0.20A	>70	4000K	Type V

* Multiplier 0.9 is for 3000K.

Warranty

Five year limited warranty.

Specifications subject to change without notice.

BUG Rating

Performed to IESNA LM-79-08 standards by a NVLAP accredited laboratory.

Model	BUG Rating
LFB42H24301-V	B1-U2-G1
LFB42H24401-V	B1-U2-G1
LFB42H24501-V	B1-U2-G1
LDB42HSPSW1-V	B1-U2-G1
LFB42HSPSW1-V	B1-U2-G1