



SPECIAL VERSATILE LED BOLLARD

Emergency Battery Back-up / Motion Sensor / GFCI Receptacle Available



PRODUCT DESCRIPTION

The Versatile Series round bollard features a simple and sleek design. It offers symmetric and asymmetric distributions. House side shield is available. This bollard is an excellent choice for walkways, entrances, promenades, plazas, courtyards, driveways, bridges, and landscaped areas.

FEATURE

- Simple and sleek design
- House side shield available
- GFCI outlet is available
- Emergency battery back up and Sensor are available
- IP 65 rated for wet location

ELECTRICAL SYSTEM

- Input Voltage: 20-277 VAC, 50 / 60 Hz(Lamp body) 16A 125VAC , 60Hz (GFCI receptacle)
- Minimum Ambient -22°F, maximum ambient 122°F
- Power Factor: > 0.9 @120Vac
- Total Harmonic Distortion: < 20%

PERFORMANCE

CRI

70

CCT

3000K, 4000K, 5000K

Dimming

1-10V Dimming Standard

Projected Lifetime

L70 - 100,000 Hours

Working Temperature

-30°C to + 50°C(-22°F to 122°F)

Certifications

- cETL Listed
- Suitable for wet location
- IP65 rated
- IK10 rated
- RoHS compliant

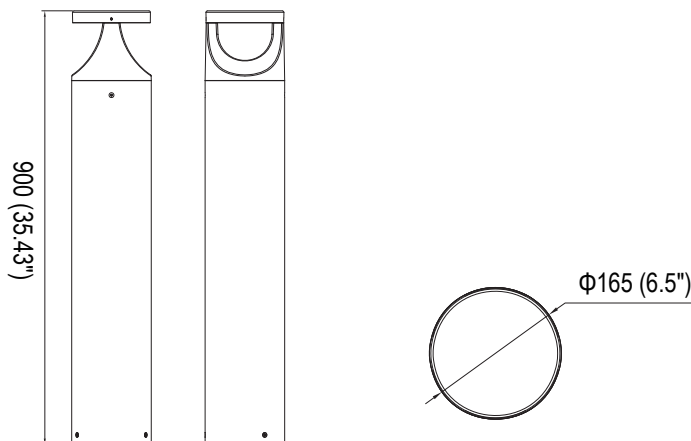
SPECIFICATION

35" HIGH

Max Weight: 15.4lbs

EPA: 1.92ft²

Dimension: Φ 6.5"x35.43"



Ordering Information

EXAMPLE: VBD-35H-24401-EBU-V-BK

Name	- Height	- Watts	CCT	Voltage	- Controls	- Distribution	- Finish
VBD - Versatile Bollard	35H - 35" High	14 - 14 Watts	30 - 3000K	1 - 120-277V	EBU - Emergency Battery Back-up ¹	V - Type V	BK - Black
		24 - 24 Watts	40 - 4000K				
			50 - 5000K				
					MSW - Microwave Motion Sensor ²	III - Type III	
					GFCI - GFCI Receptacle		

Note:

1. It is for ambient temperatures of 32°F-95°F(0 °C-35°C). Emergency battery backup is available in 4W with 420lm and works for a minimum of ninety (90) minutes.
2. The sensor infrared detection can only be done from the direction where sensor is installed. Please check the default sensor setting at the last page. The RC-100 Remote Control can operate all sensor functions.

* Standard Finish is Black. Additional charge will apply for optional or custom finish color.

ACCESSORIES (ORDER SEPARATELY)



90599

ABMK03
Anchor bolts mounting kits for versatile series bollard



90750

VBD-HSS-BK
House Side Shield black Finish

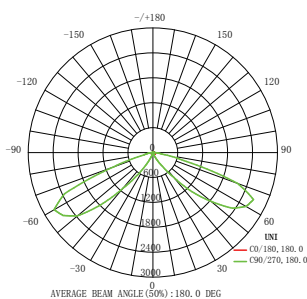


RC-100

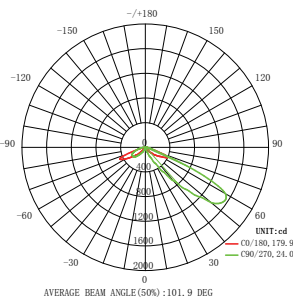
Remote control for sensor

PHOTOMETRY

All published luminaire photometric testing performed to IESNA LM-79-08 standards by a NVLAP certified laboratory.



Type V



Type III

PERFORMANCE DATA

LUMEN OUTPUT

Watts	Lumen Output	AC Input 120V	CRI	CCT	Dist. Type
14W	1680lm	0.12A	70	4000K	Type V
14W	1120lm	0.12A	70	4000K	Type III
24W	2520lm	0.20A	70	4000K	Type V
24W	1920lm	0.20A	70	4000K	Type III

* 0.93 Multiplier is for 3000K.

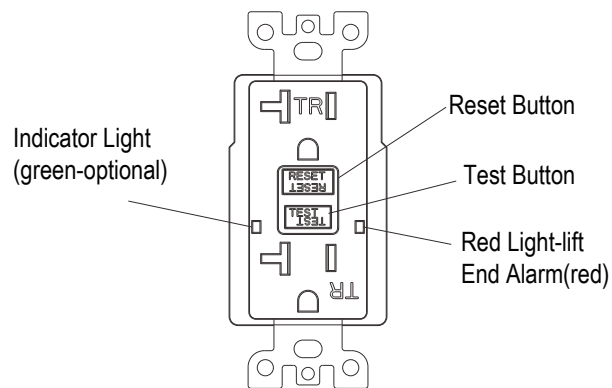
BUG Rating

Performed to IESNA LM-79-08 standards by a NVLAP accredited laboratory.

Model	BUG Rating
VBD24401-V	B2-U0-G1
VBD14401-V	B1-U0-G1
VBD24401-III	B1-U0-G1

OUTLET (GFCI)

Integrated with GFCI convenience outlets behind a lockable access door. Better for leak protection. Convenient for outdoor power access. 16A 125VAC , 60Hz (GFCI receptacle)



MICROWAVE DIMMING SENSOR

The sensor infrared dection can only be done from the direction where sensor is installed



MICROWAVE DIMMING SENSOR SETTING

Sensor data can be precisely set for each specific application by a remote controller which need to be bought separately.

Detection area

Detection area can be reduced by selecting the combination on the remote controller to fit precisely each application.

Optional Setting: 100%/75%/50%/25%

Default Setting: 100%

Hold time

Refers to the time period the lamp remains at 100% illumination after no motion detected.

Optional Setting: 10S/1min/5min/10min/15min/20min/30min/60min

Default Setting: 5min

Stand-by period

Refers to the time period the lamp remains at a low light level before it completely switches off in the long absence of people. When set to “+∞” mode, the low light is maintained until motion is detected.

Optional Setting: 1min/30min/60min/+∞

Default Setting: +∞

Notes: If just need ON/OFF function, please set the stand-by period in “0%” mode by the remote controller.

Daylight sensor

The sensor can be set to only allow the lamp to illuminate below a defined ambient brightness threshold. When set to Disable mode, the daylight sensor will switch on the lamp when motion is detected regardless of ambient light level. 50lux, 30lux: twilight operation, 10lux, 5lux: darkness operation only. Note that daylight sensor is active only when lamp totally switches off.

Optional Setting: 10lux/30lux/50lux/300lux/500lux/Disable

Default Setting: 50lux

Stand-by dimming level

The low light level you would like to have after the hold time in the long absence of people.

Optional Setting: 10%/20%/30%/50%

Default Setting: 30%

Warranty

Five year limited warranty.

Specifications subject to change without notice.