



# SLEEKCEILING LED LUMINAIRE

**Edge-lit** surface mount for anywhere you desired



## PRODUCT DESCRIPTION

SleekCeiling with Edge-lit technology features even illumination and glare free. Low profile appearance design solves the problem of limited plenum space. The integrated driver design reduce the time to recess the driver into junction box, allowing for easy and quick installation on standards junction boxes with a quick snap. Simple and elegant appearance ideal for a variety of applications for both residential and commercial settings.

## FEATURE

- Simple and elegant appearance design
- Edge-lit technology, even illuminations
- Easy to install on various standard junction boxes with a quick snap
- Triac and 0-10V dimming optional
- Suitable for damp locations
- 90 CRI is standard; 80 CRI is optional

## ELECTRICAL SYSTEM

- Input Voltage: 120-277V, 120V 50/60Hz
- Triac dimming and 0-10V Dimming optional
- Minimum Ambient -20°C, Maximum Ambient is 45°C
- Power Factor: > 0.9 at full load
- Total Harmonic Distortion: < 20% at full load

## PERFORMANCE

CRI

90 CRI is standard; 80 CRI is optional

CCT

2700K, 3000K, 3500K, 4000K

Dimming

Triac dimming and 0-10V Dimming optional

Projected Lifetime

L70 - 156,000 Hours

Working Temperature

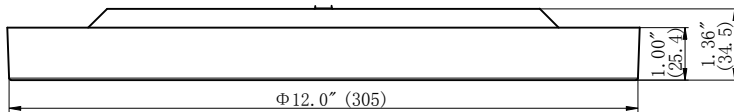
-4-113°F (-20-45°C)

Certifications

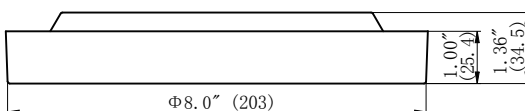
- cETLus conforms to UL Std. 1598  
Cert. to CSA Std. G22.2 No.250.0
- Suitable for damp locations
- RoHs compliant

## SPECIFICATION

### 12IN



### 8IN




## Junction box Compatibility



3 1/2" round (plastic)



4" square (plastic)



4" octagonal (metal)



4" square (metal)



Fire rated J-box  
 Fire rated classification is per the ceiling and junction box ratings.

## Ordering Information

Example: SKC08R-10LM27901

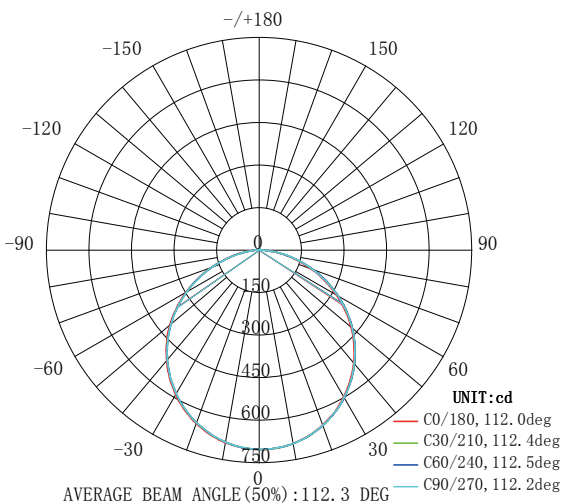
Series	Dimension	Shape	Lumens	CCT	CRI	Voltage	Controls	Finish
SKC	08 - 8"	R - Round	08LM - 780 Lumens	27 - 2700K	90 - 90Ra	1 - 120-277V <sup>3</sup>	Blank - None	Blank - White <sup>4</sup>
			10LM - 1000 Lumens	30 - 3000K	80 - 80Ra <sup>2</sup>	4 - 120V <sup>3</sup>		
				35 - 3500K <sup>1</sup>				
			12 - 12"	13LM - 1350 Lumens	40 - 4000K <sup>1</sup>			
			18LM - 1740 Lumens					

### Notice:

- 2700K and 3000K are standard. 3500K and 4000K may need long lead time. Please contact Customer Service in advance for details.
- 90Ra is standard. 80Ra may need long lead time. Please contact Customer Service in advance for details.
- 120-277V is 0-10V dimming; 120V is triac dimming.
- White finish is standard. Custom color is available for a premium setup fee. Consult customer service for additional information.

## PHOTOMETRY

All published luminaire photo metric testing performed to IESNA LM-79-08 standards by a NVLAP certified laboratory.



## PERFORMANCE DATA

### LUMEN OUTPUT

Lumen values are measured by third party certified laboratories performed in accordance with IESNA LM-79-08 as well as Lighting Facts listed.

Watts	Lumen Output	Size	AC Input 120V	CCT	CRI	LPW
9.5	<b>780</b>	8IN	0.11A	3000K	<b>90</b>	82
13	<b>1000</b>	8IN	0.11A	3000K	<b>90</b>	77
15	<b>1350</b>	12IN	0.17A	3000K	<b>90</b>	90
20	<b>1740</b>	12IN	0.17A	3000K	<b>90</b>	87

CRI	Lumen Multiplier
90	1
80	1.16

Notes: For 2700K fixtures, use 0.98 multiplier; For 3500K fixtures, use 1.03 multiplier, For 4000K fixtures, use 1.07 multiplier.

#### Lumen Ambient Temperature (LAT) Multipliers

Use these factors to determine relative lumen output for average ambient temperature from -4-113°F (-20-45°C)

Ambient		Multiplier
Celsius	Fahrenheit	
0	32	1.06
10	50	1.03
20	68	1.01
25	77	1.00
30	86	0.99
40	104	0.97

#### Projected LED Lumen Maintenance

Data references the extrapolated performance projections for the LED strip in a 77°F ambient, (tested per IESNA LM-80-08 and projected per IESNA TM-21-11).

Operating Hours	10,000	19,000	38,000	156,000
Lumen Maintenance Factor	0.98(L98)	0.96(L96)	0.92(L92)	<b>0.70(L70)</b>

## Warranty

Five year limited warranty.

## Note:

Please refers to the instruction manual for motion sensor default setting.