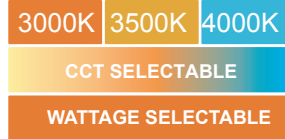




OPAL LED CANOPY LIGHT



PRODUCT DESCRIPTION

The OPAL round led canopy light is powered by advanced LEDs, featured by wattage and CCT selectable. Injection die-cast aluminium housing. Textured architectural bronze powdercoat finish. It can be used in many canopy and parking garage applications.

FEATURES

- Die-cast aluminum housing
- 3000K, 3500K and 4000K selectable
- Wattage selectable
- Motion sensor available

ELECTRICAL SYSTEM

- Input voltage: 120-347V, 50/60Hz
- Power Factor: >0.9
- Total Harmonic Distortion: <20% at full load
- Working Temperature: -40 - 104°F (-40 - 40°C)

PERFORMANCE

CRI

80

CCT

3000K, 3500K, 4000K selectable

Dimming

0-10V Dimming Standard

Projected Lifetime

L70 -100,000 Hours

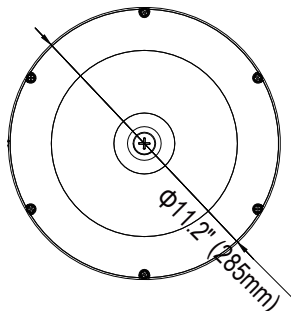
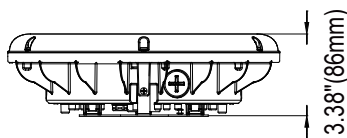
Working Temperature

-40 - 104°F (-40 - 40°C)

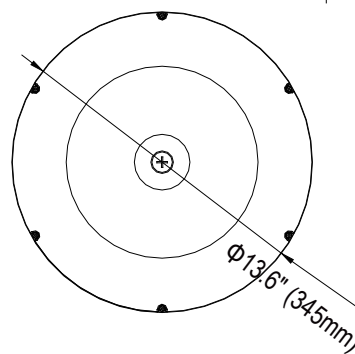
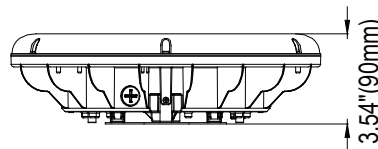
Certifications

- cUL listed
- Suitable for wet locations
- IP65 rated
- RoHs compliant

DIMENSION



45W/60W/80W



80W/100W/120W

Ordering Information

Example: OCAN-80SP-SW8-SRP-BZ

Name	Watts	- CCT	Voltage	- Control	- Finish
OCAN	80SP - Selectable Power 45W/60W/80W ¹	SW - Selectable White 3000K/3500K/4000K ³	8-120-347V	SRP - With Sensor Receptacle	BZ - Bronze
	120SP - Selectable Power 80W/100W/120W ²				

Notice:

1. 80W is default setting.
2. 120W is default setting.
3. 3500K is default setting.

* Bronze finish is standard. Custom color is available for a premium setup fee. Consult customer service for additional information.

Accessories (Ordered separately)



HD05R
Remote control for sensor



HD07VR-MH-1
Microwave Motion Sensor

PERFORMANCE DATA

LUMEN OUTPUT

Lumen values are measured by third party certified laboratories performed in accordance with IESNA LM-79-08 as well as Lighting Facts listed.

Nominal Watts	Lumen Output	AC Input 120V	CCT	CRI	LPW
80W	9600	0.67A	4000K	80	120
120W	14400	1.00A	4000K	80	120

MICROWAVE DIMMING SENSOR SETTING(HD07VR-MH-1)

Sensor data can be precisely set for each specific application by a remote controller which need to be bought separately.

Detection area

Detection area can be reduced by selecting the combination on the remote controller to fit precisely each application.

Optional Setting: 100%/75%/50%/25%

Default Setting: 100%

Hold time

Refers to the time period the lamp remains at 100% illumination after no motion detected.

Optional Setting: 5S/30S/1min/3min/5min/10min/20min/30min

Default Setting: 20min

Stand-by period

Refers to the time period the lamp remains at a low light level before it completely switches off in the long absence of people. When set to “+∞” mode, the low light is maintained until motion is detected.

Optional Setting: 0S/10S/30S/1min/5min/10min/30min/60min/+∞

Default Setting: +∞

Notes: If just need ON/OFF function, please set the stand-by period in “0S” mode by the remote controller.

Daylight sensor

The sensor can be set to only allow the lamp to illuminate below a defined ambient brightness threshold. When set to Disable mode, the daylight sensor will switch on the lamp when motion is detected regardless of ambient light level. 50lux, 30lux: twilight operation, 10lux, 5lux: darkness operation only. Note that daylight sensor is active only when lamp totally switches off.

Optional Setting: 2Lux/10Lux/30Lux/50Lux/80Lux/120Lux/Disable

Default Setting: Disable

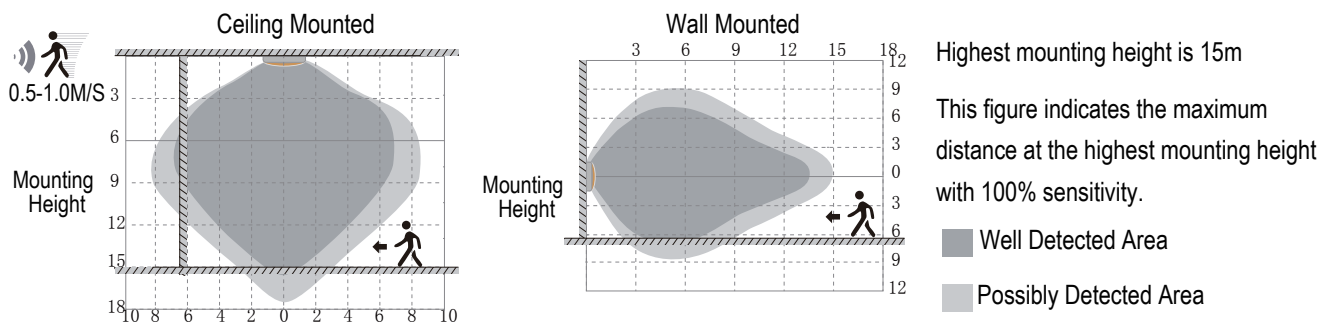
Stand-by dimming level

The low light level you would like to have after the hold time in the long absence of people.

Optional Setting: 10%/20%/30%/50%

Default Setting: 50%

Detection Coverage



WARRANTY

Five year limited warranty.

Note: Specifications subject to change without notice.