



ABOVE ALL

www.AboveAllLighting.com

THE MOON SERIES

*LED Architectural
Luminaires*





STATE OF THE ART AND GRACEFUL DESIGN

The Moon series is specially designed to create comfortable, healthy, and natural light for people.

It can be used in many applications such as sidewalks, factories, schools, gardens, courtyards, parking lots and parks etc.

The idea of main body is from the Moon, elegant and mysterious. To the dark night it brings a glimmer of light and a trace of warmth. It brings the people, light and environment together in harmony. The idea of the whole fixture is from the diamond; shiny and charming.

The low profile design is classic and natural and will look appropriate in any application.



TECHNICAL SPECIFICATIONS

LEDs:

High Lumen output, high color rendering index, long-life LEDs. More than 100,000 hours L70 lifespan based on IESNA LM-80 results and IESNA TM-21 calculations in a 77°F ambient.

LED Driver:

Philips waterproof driver, integral 0-10V dimming with high performance. Power factor is 99%. No electromagnetic interference.

Lumen Package:

Ranging from 4039 to 16500 lumen for post top application and 4235 to 17500 lumen for LowBay and parking garage and canopy application.

CCT/CRI:

5000K/70CRI, 4000K/70CRI, 3000K/70CRI.

IP Rating:

Luminaires are rated IP66.

Construction & Materials:

Durable and light-weight die-cast ADC12 aluminum housing and extruded aluminum support arms. Cast Aluminum Post Top Tenon Fitter designed to slip over a standard 2 3/8" and 3" tenon. Ease of installation.

Color Finish:

Fixture are chemically pretreated through 8 stages and finished with thermoset and corrosion resistant polyester powder coat. 3 to 5 mils nominal thickness. Finish is oven-baked at 400°F to 570°F for 30 to 45 minutes. It can withstand extreme weather changes without cracking or peeling. Available in standard dark bronze color and aluminum silver color and custom colors.

Suggested Replacement

35W to replace 100-150W HID/100W HPS
50W to replace 150-175W HID/ 100-150W HPS
75W to replace 175-250W HID/ 200W HPS
100W to replace 250-400W HID/ 250W HPS
135W to replace 400W HID

Warranty:


Five years limited warranty

Listings:

- cETLus conforms to UL Std. 1598 Cert. to CSA Std. C22.2 No.250.0
- IP66 rated (NOT include junction box)
- DLC5.1 premium listed
- RoHS compliant



LOW BAY AND PARKING GARAGE FIXTURE FEATURE



Low Glare Design

Hook Mount



Pendant Mount



Surface Mount



CONSTRUCTION FEATURES

Top:
Die-casting aluminum.

LED Driver:
Philips waterproof driver, integral 0-10V dimming.

Gasket:
Extruded silicone gasket for complete weatherproof sealing.


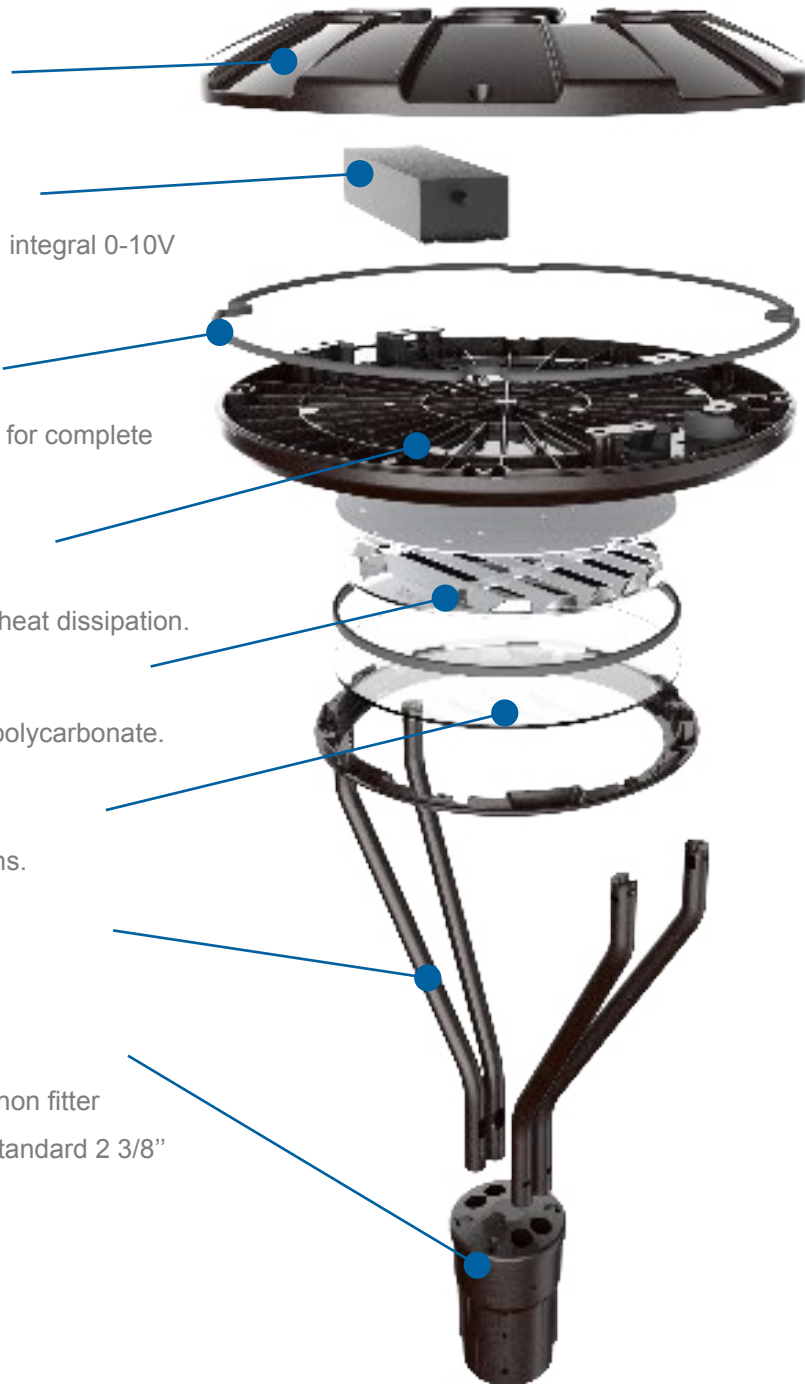
Heat Sink:
Air-flow fins for superior heat dissipation.

Reflector:
Buyer aluminum plated polycarbonate.

Lens:
Clear tempered glass lens.

Support Arms:
Extruded aluminum.

Post Top Tenon Fitter:
Die-casting aluminum tenon fitter designed to slip over a standard 2 3/8" and 3" tenon



Optional Motion Sensor:
Used in conjunction with Dimming Controls. Energy Savings.



Optional Controls:
NEMA 3-PIN / 7-PIN photocontrol receptacle. Energy Savings.



Surge protection Device:
Integral Philips 10KA surge suppression protection as standard. Guaranteeing a longer projected life.



LED and Reflector:
High performance Samsung and LG LED chip. Premium optical systems featuring 95% reflectivity.



The Real Solution For
Versatile Urban Lighting

PERFORMANCE

Post Top

Input Watts: 35W /47.8W /72.1W /99.4W/ 135W

Input Voltage: 120-277V

Output Lumens (@3000k/ 5000K):

4039lm /5319lm/8057.4lm/11595lm/16500lm

Replaces (MH): 150W/175W/250W/320W/400W

Lumen Per Watt: 115/111/111.8/116.7/124

Color Accuracy (CRI): >70

Working Temperature:

35W/50W/75W/100W: -40-131°F (-40-55°C)

135W: -40-104°F (-40-40°C)

Low Bay and Parking Garage Fixture With Clear Glass Lens

Input Watts: 34W/50W/75W/100W/ 135W

Input Voltage: 120-277V

Output Lumens (@5000K):

5360lm/7950lm/11450lm/16600lm/ 22270lm

Replaces (MH): 150W/175W/250W/320W/ 400W

Lumen Per Watt:158/159/157/166/ 65

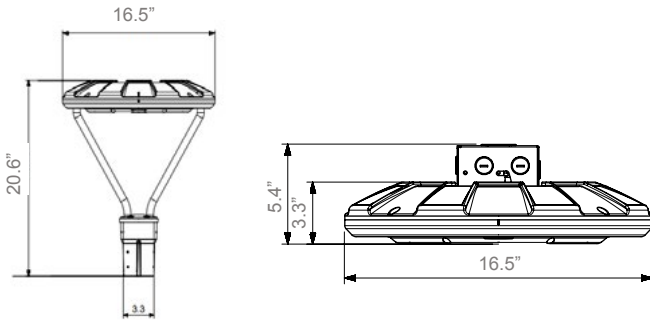
Color Accuracy (CRI): >70

Working Temperature:

35W/50W/75W/100W: -40-131°F (-40-55°C)

135W: -40-104°F (-40-40°C)

DIMENSIONS

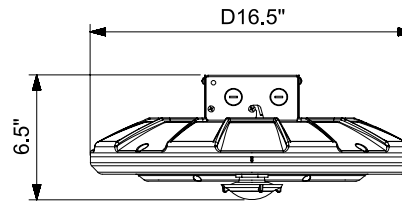


Spider Post Top Mount

For standard 2 3/8" and 3" tenon or pole.

Pendant Mount

3/4" pendant mounting adapter for High/Low Bay and Parking Garage Light



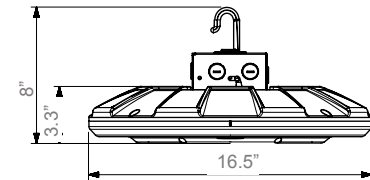
Pendant Mount with Sensor

Diameter: 16.5"

Height: 6.5"

Max. Weight: 15.9 lbs

The Cable Wire Length: 11.8"




Hook Mount


Especially for High/Low Bay Light





www.AboveAllLighting.com

ABOVE ALL Lighting, Inc.

 1135 Thomas Busch Highway,
Pennsauken, NJ 08110

 866-222-8866

 info@abovealllighting.com

 www.AboveAllLighting.com

©2017 ABOVE ALL all rights reserved

