



CHES LED Ballard

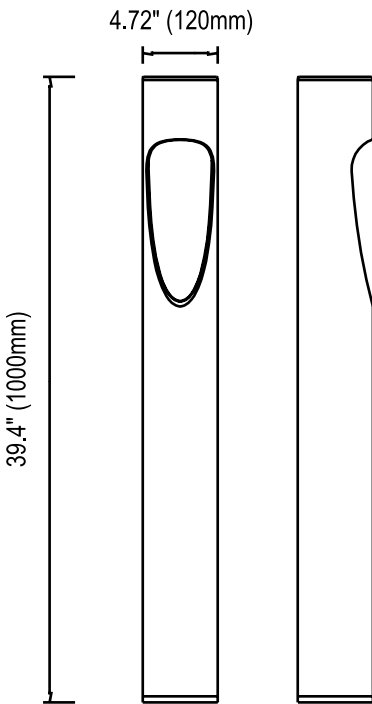




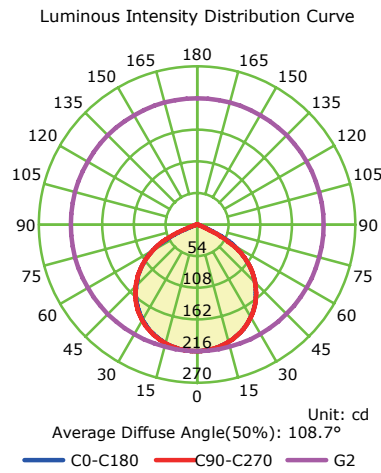
The contemporary CHES led bollard has flexible light distribution for both pathway lighting and discrete facade illumination. This bollard has UV powder coated die cast high quality aluminum body, tempered safety glass, moulded silicone gasket and stainless steel screws. This bollard is an excellent choice for walkways, entrances, promenades, plazas, courtyards, driveways, bridges, and landscaped areas.



SPECIFICATION



PHOTOMETRY



PERFORMANCE

Input Watts (Nominal): 10W, 20W
 Output Lumens (@4000K): 340lm, 640lm
 LPW: 80
 Input Voltage: 120-277V, 50/60Hz
 Color Rendering Index: 80
 Working Temperature: -40°C to +40°C (-40°F to 104°F)
 Power Factor: >0.9
 Total Harmonic Distortion: < 20%

- Die cast aluminum body
- Tempered safety glass
- IP65 rated for wet location





- Tempered safety glass






ABOVE ALL Lighting, Inc.

 1135 Thomas Busch Highway,
Pennsauken, NJ 08110

 866-222-8866

 info@abovealllighting.com

 www.AboveAllLighting.com

©2023 ABOVE ALL all rights reserved