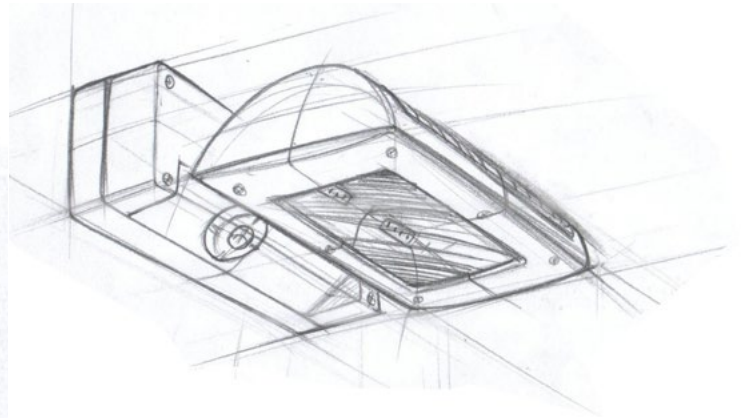
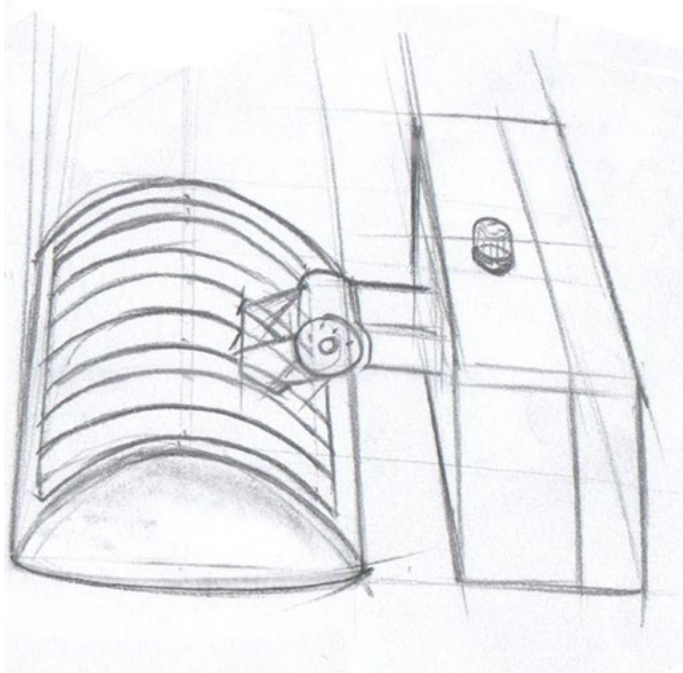


NEW ERA FOR WALL PACK

Unique & Sleek Design




ARCHITECTURE DESIGN

The LED V-line Wall pack are designed with a high quality die cast housing. Durable chip and fade resistant powder coat finish. Efficient design separates the driver from the LED to minimize heat, air cooling design of aerodynamic and modern appearance. Adjustable head for precise aiming.



Feature

- High efficiency up to 150LPW
- Adjustable head up & down light
- Main body separates from the driver
- Tempered glass lens doesn't fade and discolor



THERMAL MANAGEMENT

Streamlined Heat Sink Fins
Main body separates from the driver
Very large heat dissipation area



CONSTRUCTION FEATURES

EBU J-box:

Emergency battery back up

Power Supply J-box:

Reliable led power supply, integral 0-10V dimming.

Trunnion:

150° swivel design

Body:

Die cast aluminium housing

LEDs:

High-output, long-life LEDs

Optional Motion Sensor:

Multi-level motion sensor. Energy Savings.

Lens:

Tempered glass lens. Won't turn yellow and crack.





Tempere Glass Lens doesn't fade and discolor



Multi-Level Motion Sensor



Emergency Battery Backup



PhotoControls

ABOVE ALL Lighting Inc.

1135 Thomas Busch Highway,
Pennsauken, NJ 08110

Tel: 866-222-8866

For inquiries, please send an e-mail to
info@abovealllighting.com

Do you want to become a supplier
please send an e-mail to
info@abovealllighting.com

