

## LED RT TROFFER 2'X2' & 2'X4'



### PRODUCT DESCRIPTION

LED troffer is with textured/faceted PMMA diffuser, suitable for office, super market, and hotel interior decoration. It is designed to replace fluorescent lamps. Led troffer illumination is high, slim, complete heat dissipation, low power, and less heat.

### ELECTRICAL SYSTEM

- Input Voltage: 120-277V
- 50/60Hz
- Minimum Ambient -20°C, maximum 40°C
- Power Factor: > 0.98 at full load

### SPECIFICATION

2x2	2x4
Length: 24"	Length: 48"
Width: 24"	Width: 24"
Height: 3.3"	Height: 3.3"
Max. Weight: 10.4 lbs	Max. Weight: 10.4 lbs

### PERFORMANCE

CRI

80

CCT

3500K, 4100K

Dimming

1-10V Dimming Standard

Projected Lifetime

L70 - 150,000 Hours

Working Temperature

-4-104°F (-20-40°C)

Certifications

- cETLus conforms to UL Std. 1598 Cert. to CSA Std. C22.2 No.250.0
- Suitable for damp locations
- DLC qualified
- RoHS compliant

### Ordering Information

Example: ABBRT22D2535

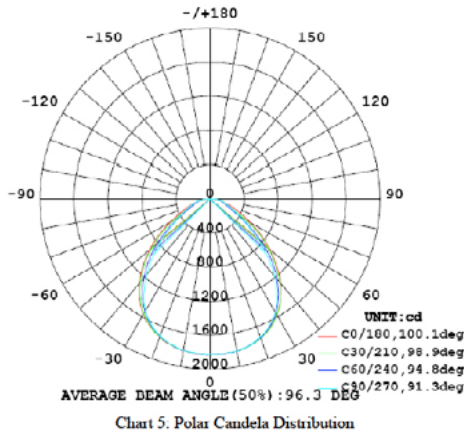
ABOVE ALL	Recessed Troffer	Dimension	Dimmable	Watts	CCT	
ABB	RT	22	D - 1-10V Dimmable	25-	35 - 3500K	
		- 2' x2'		25 Watts		
		24		35-		35 - 3500K
		- 2' x4'		35 Watts		41 - 4100K
		24		45-		41 - 4100K
		- 2' x4'		45 Watts		

#### Notice:

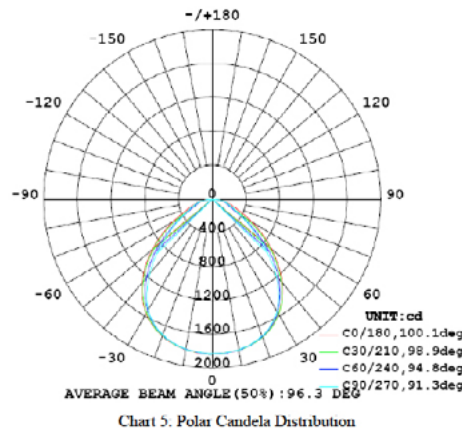
1. Standard Finish as White.
2. Special Order as other finish color - Ask Customer Service for Details.

## PHOTOMETRY


All published luminaire photometric testing performed to IESNA LM-79-08 standards by a NVLAP certified laboratory.



35W



45W



## PERFORMANCE DATA

### LUMEN OUTPUT

Lumen values are measured by third party certified laboratories performed in accordance with IESNA LM-79-08 as well as Lighting Facts listed.

Watts	Lumen Output	Drive Current	Measured Watts	CRI	Dist. Type	CCT	LPW
25W	2425	0.3A	25W	>80	N/A	5000K	93
35W	3395	0.4A	35W	>80		5000K	93
45W	4365	0.5A	45W	>80		5000K	93

### Projected LED Lumen Maintenance

Data references the extrapolated performance projections for the LED Troffer in a 77°F ambient, (tested per IESNA LM-80-08 and projected per IESNA TM-21-11).

System Wattage	Max THD (%)	Power Factor	Power Efficiency	Replaces/ Equiv.(FL)
25W	20	>0.98	90%	2 F17T8
35W	20	>0.98	90%	3 F17T8
45W	20	>0.98	90%	4 F17T8 3 F32T8

### Lumen Ambient Temperature (LAT) Multipliers

Use these factors to determine relative lumen output for average ambient temperature from -4-104°F (-20-40°C)

Ambient		
Celsius	Fahrenheit	Multiplier
0	32	1.02

Operating Hours	Lumen Maintenance Factor				
	0	10,000	24,000	70,000	150,000
Lumen Maintenance Factor	1.0	0.98(L98)	0.96(L96)	0.92(L92)	0.70(L70)

## Warranty

Five year limited warranty. Full warranty terms located at [www.aboveall-lighting.com/warrantystatements](http://www.aboveall-lighting.com/warrantystatements)

## Note:

Specifications subject to change without notice.